



INVISIBLE AND FORGOTTEN

DISPLACED CHILDREN
HUNGRIER AND AT MORE RISK
THAN EVER

ACKNOWLEDGEMENTS

This report was prepared by World Vision. We are grateful for the dedicated time, input, and contributions from our colleagues across the World Vision Partnership. Special thanks to: Amanda Rives Argeñal, Michael Clark, Niamh Cooper, Chris Derksen-Hiebert, Leah Donoghue, Isabel Gomes, Sharon Marshall, Charlotte Masiello-Riome, Mary Njeri, Sally Tirtadihardja, and Jennifer Watson. Thanks also to our colleagues who supported the implementation of the survey, making this report possible, including: Paula Alarcon, Marilis Barrientos, Jose Arevalo Delgado, Rodrigo del Fierro, Andrea Freire, Kene Mark Guindo, Jose Alberto Henao, Evita Jourdi, Dieudonne Kouakou, Sara Lara, Charles Lawley, Mishelle Mitchell, Claudia Gonzalez Pacheco, David Pereira, Lawali Maijijmaa, Simon Makono, Fabiola Rueda, Meghan Stanley, and Rhout Soro Yaogo.

Authors: Micah Branaman, Natalia Korobkova, Ashleigh Christina Lovett, Kate Shaw, and Katherine Toumbourou

Data analysis: Informed International and authors

Content and copyeditors: Brianna Piazza, Tamara Tutnjevic

Design and layout: Diana De León

Cover photo: © World Vision / Linda Cruz, Sebastian Portilla

Caption: World Vision supports families on the move, including asylum seekers, returnees, and host communities, through our Camina Conmiga programme in Colombia.

© WORLD VISION INTERNATIONAL 2023

All rights reserved. No portion of this publication may be reproduced in any form, except for brief excerpts in reviews, without prior permission of the publisher.

World Vision is a Christian relief, development, and advocacy organisation dedicated to working with children, families, and communities to overcome poverty and injustice. Inspired by our Christian values, we are dedicated to working with the world's most vulnerable people. We serve all people regardless of religion, race, ethnicity, or gender.

CONTENTS

Acknowledgements	2
Acronyms	4
Executive summary	5
Key survey findings	6
SECTION ONE: Introduction	8
A confluence of crises	9
About this report	13
Emerging concerns	15
SECTION TWO: The situation for forcibly displaced families in 2023	18
Mounting hunger: Families under pressure	18
Hungry, at risk, and out of school: children bearing the brunt of household strain	22
SECTION THREE: Solutions and recommendations	36
Where can positive change begin?	36
As a matter of urgency, World Vision continues to recommend	36
SECTION FOUR: Annexes	39
Annexe 1. Datasets and household information	39
Annexe 2. Methodology	35
Annexe 3. Country profiles	43



In Burkina Faso, World Vision supports vulnerable displaced persons improve their access to clean water, sanitation and hygiene promotion services.
© World Vision / Noelie Sawadogo

ACRONYMS

CAR	Central African Republic
COVAX	COVID-19 Vaccines Global Access
COVID-19	Novel Coronavirus Disease-2019
DRC	Democratic Republic of Congo
Three-Year Trends	Refers to the seven countries (Brazil, Colombia, the DRC, Jordan, Peru, Uganda, and Venezuela) who have consistently participated in World Vision's World Refugee Day survey over three years (2021, 2022, and 2023). This group of countries represent a distinct data set, in that their survey responses can be compared over time to reflect patterns or exceptions.
HRP	Humanitarian response plan
IDP	Internally displaced person
IPC	Integrated Food Security Phase Classification
LAC	Latin America and the Caribbean
NFI	Non-food items
NGO	Non-governmental organisation
OCHA	Office for the Coordination of Humanitarian Affairs
UN	United Nations
UNHCR	United Nations High Commissioner for Refugees (i.e. The UN Refugee Agency)
US	United States
US\$	United States dollar
WASH	Water, sanitation, and hygiene
WFP	World Food Programme



Displaced women and their children travel many kilometres by bicycle to find clean water so they can fill just one or two jerrycans with water. World Vision is working in communities across Burkina Faso to rehabilitate existing water sources or drill new boreholes to help increase water access for internally displaced populations and host communities.

© World Vision / Noelle Sawadogo

EXECUTIVE SUMMARY

Forcibly displaced children are paying the price for the international community's failure to address the root causes of conflict, climate change, and hunger. They are some of humanity's most vulnerable people and a litmus test of how our global society is faring. Every day children are born to families who have been forced to flee their homes and are enduring displacement, in difficult conditions and at heightened risk.

New and protracted conflicts, disasters, and extreme weather brought on by climate change, alongside the reverberating impacts of the pandemic and higher costs are driving the shocking rise in hunger and malnutrition seen in many parts of the world today.

In May 2022, World Vision launched its largest and most ambitious humanitarian appeal, the Global Hunger Response. One year on, World Vision is well on the way to meeting our target of raising the US\$2 billion necessary to reach 30 million of the most vulnerable children and families affected by acute hunger and has spent nearly two-thirds (63%) of the US\$1.56 billion raised so far. Interventions are focused on providing immediate, life-saving food aid and supporting programming to build resilience and combat the indirect impacts of hunger.¹

This is the third year World Vision has surveyed forcibly displaced children and families about their experiences and situations. In the 18 countries where we spoke to children and families this year, data shows us that **more forcibly displaced children are being taken out of school to work and households are skipping meals to make ends meet on account of the rising cost of living.** Faced with hunger and malnutrition, missing out on education might seem less significant, but depriving a child of learning opportunities has devastating long-term consequences on their security, mental health, and psychosocial development. Research indicates that for every year of school a child misses, their future income-earning potential reduces² – a phenomenon which disproportionately affects girls and women. A weakened emerging workforce perpetuates a vicious circle of poverty for generations

to come.³ World Vision also knows from working in hunger-affected communities around the world that when children go to school hungry, they struggle to learn, which further contributes to school dropouts.⁴

In sectors such as child protection, we are only just now seeing a slight return to pre-pandemic conditions in terms of awareness and access to protection mechanisms. However, nutrition and household spending are experiencing unprecedented levels of deprivation and crisis. The consequences of this can be long-lasting, often driving children out of school and into work – and in extreme cases, this may lead parents to consider child marriage as a solution. Some children may even feel compelled to turn to armed forces or groups, or violent gangs in search of food, work, and protection, exposing them to devastating violence and harm, brutality, and trauma. The alarming trend observed in this year's report paints a bleak picture: it is only getting more difficult for forcibly displaced children to access many of the tools they need to break the cycle of poverty and thrive.

Every child has an inalienable right to safety, water, food, shelter, and education. It is the cornerstone of our humanity and defines our ability to collectively aspire to a better future.



Displaced children and their caregivers walk alongside a road in Ipiales, Colombia, near the border with Ecuador.
© World Vision / Chris Huber

KEY SURVEY FINDINGS

Crises are being compounded by conflict, violence, the uneven socioeconomic recovery from the COVID-19 pandemic, climate change shocks, and rising costs. Forcibly displaced children and families are paying the price.

FAMILIES ARE UNDER PRESSURE



For 3 years in a row, the majority of refugees and internally displaced persons (IDPs) reported income drops

72% reported a drop in income since COVID-19 began

56% reported income had decreased even further in 2022

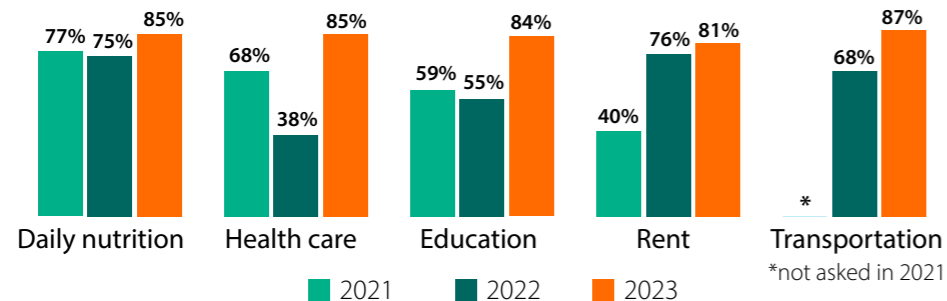


5 in every 8 households (62%) surveyed in 2023 reported a decrease in income over the last 12 months

Top countries where respondents reported income losses:



% of refugees and IDPs partially or not at all able to afford basic necessities



How they're coping

In 2023, the number of respondents who reported borrowing from others in order to afford basic necessities doubled.



7 out of 8 (85%) forcibly displaced families are unable to afford enough food to meet their daily nutrition needs



4 out of 5 surveyed households reported they were **reducing the quality of meals and eating less frequently** to cope



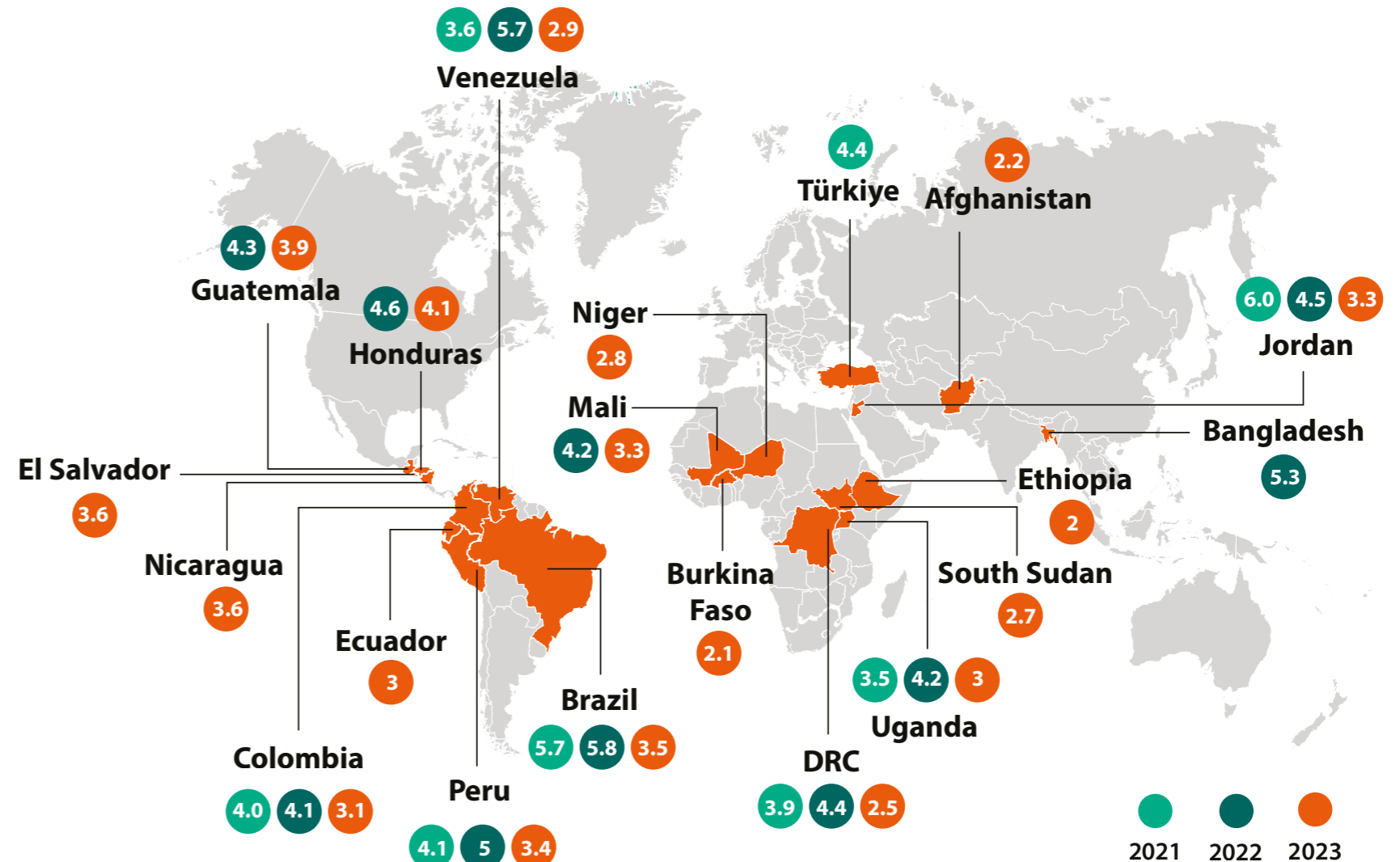
2 out of 5 households said they were **going to bed hungry more often** than in 2022 because there was not enough food



2 in every 7 respondents said that **someone in their house did not eat for at least 24 hours** at least once in the last month because there was not enough food

Average number of food groups available per day

Despite some small increases in availability of food items between 2021 and 2022, in 2023, out of the 7 food groups, only 2 to 3 are available to many households.



In the DRC, **only 5% of households had children that were eating three meals a day** in 2023. On average, in the families we spoke with there, **children are only eating 1.3 meals per day.**



In Uganda, **only 3% of families were able to feed their children three meals a day**, down from 35% in 2023. Since October 2022, displaced persons in Bidibidi Refugee Settlement have been **receiving just 37% of their recommended food ration** due to budget constraints.

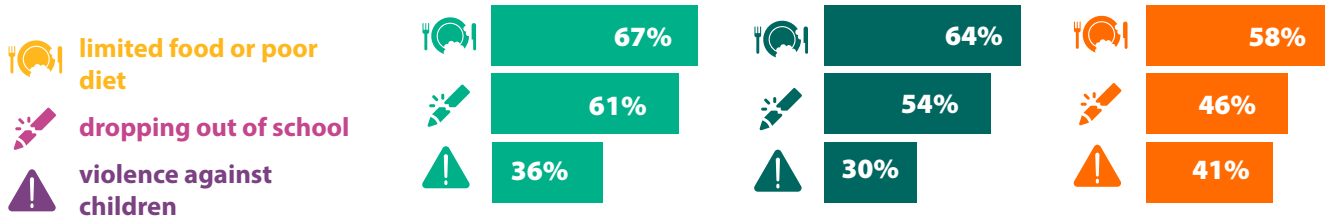



Households that reported not having food in the house at some point in the past month are **nearly 5 times as likely to reduce the quality and quantity of food** to cope with decreased income than those who consistently had food in their home.



Households that reported a member of the family going to bed hungry at some point in the past month are **3.7 times more likely to reduce the quality and quantity of food** to cope with decreased income than those who consistently had food in their home

TOP CONCERNS FOR CHILDREN



 For the third year, limited food or poor diet were families' most frequently cited concern for children in their communities.*

CHILDREN ARE PAYING THE PRICE

- ½ of refugee and IDP children reported not to have access to essential services to survive, such as safe shelter, emergency food items, and child protection services.



1 out of 3 forcibly displaced families said their communities had become less safe for children in the past year.

Burkina Faso (77%), Ethiopia (71%), and Ecuador (66%) had the highest numbers of respondents who believed their contexts were unsafe for children.




11% more forcibly displaced families are concerned their children are at risk of violence – 41% (up from 30% in 2022).



25% of families are responding to increased financial pressures by keeping their children home from school and **19%** have sent their children to work.

Education

The rate of families unable to educate their children was highest in:



Overall, almost a **third (30%) of households have a child out of school.**



Violence against children

Child labour



Families using child labour as a coping mechanism was most common in the DRC, Mali, South Sudan, and Uganda, and amongst older boys. **Children who live in displacement camps were 2.2 times more likely to be working** than those who lived in other locations.



Children without an acceptable weight were almost 2 times more likely to be working than children at a healthy weight



Of the children who worked, **12% said they were exposed to unsafe working conditions.**

Child marriage



Significant numbers of **families in Afghanistan and Niger – 12% and 7% respectively - reported using child marriage as a coping mechanism** for decreased income.



Afghanistan also had much higher rates of child labour (47% compared to 19% overall) and keeping children home from school (46% compared to 25% overall) compared to the other countries in our sample.

* The ranking of top concerns facing children in previous years have shifted due to a change in survey methodology. N.B. Violence against children includes: exposure to violence, neglect, or abuse; child labour, early marriage,

SECTION ONE: INTRODUCTION



More than 1% of the world's population is displaced



Two out of every five people who are forcibly displaced are children



Nine out of 10 internally displaced people are displaced as a result of conflict and violence⁵



Two out of every three forcibly displaced people live in a country/territory identified as being in a food crisis:

Nearly 53.2 million people were internally displaced in 25 countries/territories identified as food crises

Almost a quarter (22%) more refugees and asylum seekers were hosted in food-crisis countries/territories in 2022 than in 2021⁶

Today more people are on the move than ever before – more than twice as many as 10 years ago⁷ – with nearly half of them (41%) under the age of 18.⁸ **More than 1% of the world's population (103 million people) were displaced as of the end of 2022,⁹** and an estimated 1.9 million more people were projected to be displaced during 2023 even before the outbreak of conflict in Sudan.¹⁰ About two-thirds of refugees and asylum-seekers originate from countries experiencing food crises,¹¹ and the recently released Global Report

on Food Crises 2023 found that by the end of 2022, 73 million forcibly displaced people lived in food crisis countries/contexts.¹² Last year, 55 of the 58 food crisis countries/contexts examined were hosting roughly 20 million refugees and asylum seekers, a marked jump from the 15 million hosted across 52 of the countries/contexts of concern in 2021.¹³ Similarly, by the end of 2022, 25 of the report's identified food crisis countries/contexts were home to nearly 53 million internally displaced people and that the list of countries/contexts with the highest populations of internally displaced people nearly matched that of those hosting the largest populations enduring 'crisis' levels of food insecurity or worse (Integrated Food Security Phase Classification [IPC] Phase 3+).¹⁴

Conflict, violence, and disasters caused by extreme weather events such as flooding and drought are responsible for most forced displacements worldwide.¹⁵ As the impacts of climate change increase and more extreme weather events occur, more people will be forced to leave their dwellings, and the international aid community will struggle even more to respond to the humanitarian needs of children and families.¹⁶ At the end of 2022 it was estimated that 339 million people – one in every 23 people on the planet – will need emergency assistance to survive in 2023.¹⁷

Hunger is currently the world's most pressing humanitarian issue. As illustrated by the recently released Global Report on Food Crises 2023, the number of people enduring high levels of acute food insecurity (IPC 3+) has grown for the fourth year in a row – reaching over a quarter of a billion people across 58 countries/territories in 2022.¹⁸ Amongst the nearly 258 million people in IPC3+ conditions were



Zarqhona and her family live in Herat, Afghanistan since being displaced about six years ago from their land and home in Bagdhis due to conflict, drought, and hunger. © World Vision

an estimated 35 million people suffering extremely severe, 'emergency' or 'catastrophic' levels of food insecurity (IPC 4 and IPC 5), facing high rates of acute malnutrition, excess mortality and/or, for those who had exhausted all coping strategies, starvation.¹⁹

Children are amongst those most at-risk of experiencing hunger and most vulnerable to the immediate and long-term consequences on their health, well-being, and futures.²⁰

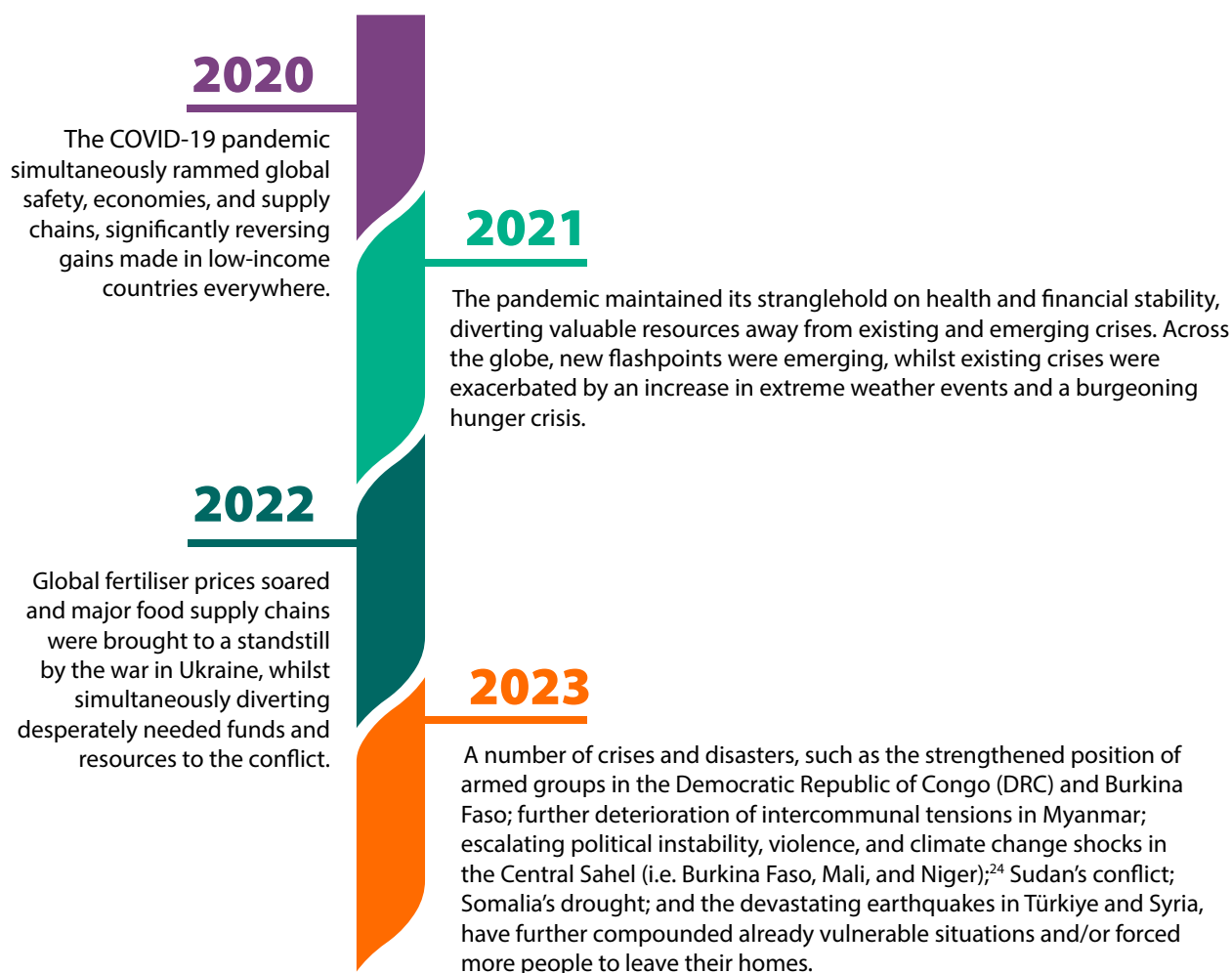
The number of child refugees has more than doubled since 2005;²¹ on top of their increased vulnerability, they are facing hunger and malnourishment as well as complex situations that put their safety at risk. Many forcibly displaced children live in areas often overlooked by the international community and aid resources due to global priorities. Girls

and boys are not responsible for conflicts, climate change, or responses to global pandemics, nor do they bear any responsibility for food supply shortages or hyperinflation; yet these issues continue to disproportionately affect their well-being and jeopardise their access to the education critical to helping pull them out of the vicious cycle of poverty and hunger.²²

If there was a central cause of the current global humanitarian crisis, it might be easier to target with both advocacy and resources, but the tragic reality is that this crisis is so multifaceted that only a united determination and fulfilled commitments will help to reverse the current devastating trends, the effects of which excessively burden displaced children over other vulnerable groups.²³

A confluence of crises

No crisis happens in a vacuum. All disasters are affected (if not precipitated) by those that precede them, and no emergency can be resolved without alleviating the pressure caused by connected catastrophes. The intersection of global crises makes every new displacement crisis more intractable.





Assetou and her family left their village in Burkina Faso when threatened by an armed group. World Vision supported Assetou and other displaced young people to learn new trades.
© World Vision / Noelle Sawadogo

This year's survey results are a direct reflection of how rates of inflation are disproportionately affecting children already living in the aftermath – or on the precipice – of disaster. The rising cost of living has forced many into a choice between food and almost everything else. Households are cutting back on education and limiting access to potentially expensive health care. Heightened financial pressures are raising household tensions, leaving children more exposed to all forms of violence. Without urgent action, climate change, conflict, hunger, and displacement will continue to rob children of their futures.



“My province is characterised by war, which encompasses killing and massacre of civilians, sexual violence in all its forms, kidnappings and enrolment of children in armed groups. This has resulted in mass migrations of civilians in search of safety. We need to stop this suffering.” – Jason, 17, the DRC

Pre-2020

The time before the Novel Coronavirus Disease-2019 (COVID-19) gripped the globe feels like a distant memory, but before 2020, conflict/insecurity²⁵ was the main driver of both displacement²⁶ and acute hunger.²⁷ In the DRC, conflict has been plaguing the country since the 1990s, but people living in eastern DRC have been particularly affected by the violence perpetrated by more than 100 armed groups estimated to be operating in the region over the past 10 to 15 years, which has led to the displacement of approximately 4.5 million Congolese internally and forced more than 800,000 Congolese to become refugees in other countries.²⁸ Next door to the DRC, South Sudan has also been experiencing its own drawn out conflict. Despite the official end of its five-year civil war in 2018, the peace has been fragile and many South Sudanese continue to experience intercommunal violence, attacks, and insecurity.²⁹ Prolonged wars have also resulted in the mass movement of populations in Syria and Yemen. Syria is the epicentre for the world's largest displacement crisis. Over the past 12 years, more than 13 million people have either fled the country or been displaced internally.³⁰ In nearby Yemen, one in every seven people are displaced, 79% of whom are women and children.³¹ However, proxy military interventions have put a strain on resources and limited opportunities

for resolution in both of these contexts. In southeast Asia, the exodus of hundreds of thousands of Rohingya people from Myanmar saw the creation of the world's most densely populated refugee camp in neighbouring Bangladesh.³² Meanwhile, political and economic instability and escalating insecurity in South America saw millions of people from Venezuela and Colombia moving north towards the US, escalating pressure and existing strains on Central America's Northern Triangle countries (i.e. Honduras, Guatemala, El Salvador).³³



“The devastation caused by COVID[-19] is unbearable. Thousands and thousands of people died, and many children became orphans. Companies closed their operations, and millions of employees were fired. So, no jobs, no money, no food. People, especially children, were hungry, and they are still hungry. Many of them asking food on the streets. The situation is dramatic.” – Carlos, age 17, Brazil

COVID-19

In March 2020, the world was ordered to ‘shelter in place’ to halt the spread of the debilitating and potentially fatal COVID-19 virus. The pandemic caused a global public health and socioeconomic crisis and reversed years of hard-won progress towards ending extreme poverty.³⁴ The globe's most vulnerable communities were thrown into a prolonged stasis; resources were rapidly diverted from other humanitarian responses, and, for most fragile contexts, temporary crises were protracted into interminable ones. Despite being at lower risk of infection, serious illness, and death than adults,³⁵ children continue to be disproportionately affected by the long-term, indirect impacts of the COVID-19 pandemic.³⁶ For many children, particularly those on the move, the pandemic brought increased poverty, hunger, and risk of child marriage³⁷ and child labour with the deterioration of people's livelihoods and overall living conditions, as well as long-lasting disruptions to health services and education.³⁸

CLIMATE CHANGE



90% of refugees come from countries that are the least able to adapt to impacts of climate change³⁹



Without concerted action, up to 216 million people could be displaced due to climate change impacts by 2050⁴⁰

In Copán Ruinas, Honduras, food insecurity looks like fields of green with no yield to harvest for Andrea, 7, and her family. Saturated soils from excessive rain and a lack of money for fertiliser prevented their bean plants from growing properly and reaching her table. “The truth is that this year we are not going to be able to harvest anything,” says Rony, Andrea's father. His kids feel the impact keenly. Andrea and her siblings frequently eat only tortillas for days on end.



In Copán Ruinas, Honduras, Andrea holds bean plants that never grew properly. Lack of money to buy fertilizer in time and saturated soils from the rains prevented this food from reaching her table. © World Vision / Andre Guardiola

The world's poorest and most vulnerable are bearing the brunt of endless droughts, sweeping floods, and increasingly unpredictable weather patterns that destroy crops and livelihoods.

According to the United Nations High Commissioner for Refugees (UNHCR), ‘weather-related crises have triggered more than twice as much displacement as conflict and violence in the last decade.’⁴¹ The impacts of climate change also stoke conflict and violence,

creating multidimensional displacement crises. The starkest example of this is seen in countries across Africa, where destitute populations, already on the move due to conflict over dwindling resources, are moving towards regions also teetering on the precipice of catastrophe. In the Lake Chad Basin,⁴² 5 million people were already displaced internally and across borders by 2021 by the effects of climate change in combination with attacks by warring parties feeling the strain of increased demands for resources, such as water and arable land.⁴³ In 2022, just in Somalia, more than a million people, mainly women and children, were displaced due to the effects of climate change on weather patterns which had culminated in a fourth consecutive failed rainy season.⁴⁴ Elsewhere in the Horn of Africa, 13 million people are suffering from severe drought in southern and eastern Ethiopia.⁴⁵ Global climate experts also recently predicted the return of El Niño, a meteorological event which brings dry weather to key growing regions of Central America, Southern Africa, and Far East Asia, and heavy rain and probable flooding in Near East Asia and East Africa.⁴⁶



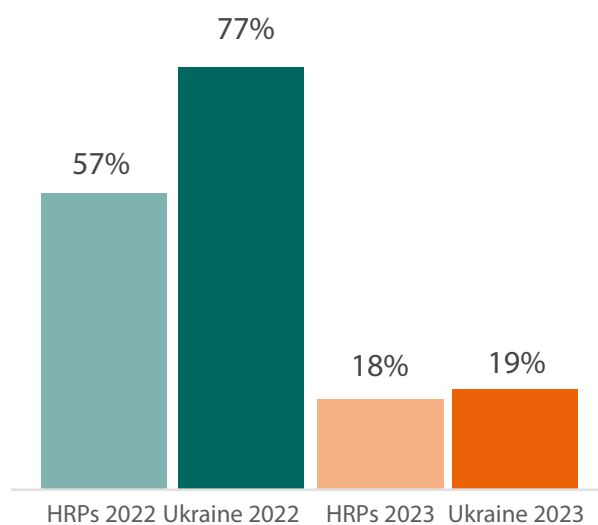
“Poverty has increased due to the pandemic, unemployment, rise of prices, no food in the markets, and so on. These factors affect families as they cannot afford food for their children.”

– Jose, 16, Peru

COMPOUNDING CRISES AND RISING COSTS

The conflict in Ukraine created a humanitarian crisis and exacerbated other existing crises. Scant global resources, already under strain during the pandemic response, were redirected to the urgent need on Europe’s doorstep. Six months into the Ukraine conflict, as of August 2022, funding for humanitarian appeals (excluding Ukraine) had met just 30% of requirements, the lowest level in the past decade.⁴⁷ By the end of 2022, 57% of all humanitarian response plans’ (HRP) requirements remained unfunded,⁴⁸ yet the two Ukraine response appeals had 77% of their funding needs met.⁴⁹ This trend has not improved; 82% of plans have not been funded as of June 2023.⁵⁰ Even when considering the low coverage of Ukraine’s regional response plan (5%), when averaged together

Figure 1 Humanitarian response plan coverage (funding received)



with funding for Ukraine’s humanitarian response plan (26%), these responses have received more funding than other response plans, with 19% of their needs met.⁵¹

Besides shifting aid budgets, the conflict has also had major knock-on effects for the world economy. Before the conflict, Ukraine and Russia exported 28% of the world’s fertilisers,⁵² 30% of wheat, 19% of corn, and 80% of sunflower products.⁵³ Price hikes, particularly the price of nutritious foods, have especially burdened poorer countries, including those hosting large populations of displaced people.⁵⁴ In Somalia, Ethiopia, and Kenya, there are 7 million malnourished children on the brink of starvation⁵⁵ who are 90% dependent on wheat imported from Russia and Ukraine.⁵⁶ Additionally, sanctions on Russia and the war in Ukraine sent oil prices soaring and have disrupted grain supply chains across the world, despite food being exempt from sanctions. This has also led to rising energy costs, which indirectly affects food prices⁵⁷ by pummeling the food supply chain at every stage, from the fuel that runs harvesting equipment; to the ovens that bake bread; to the stores’ refrigerators that preserve ready-to-sell food items. We can expect the market to tighten even further and prices to rise more if we do not find other producers to make up for the 35–40% decrease in planting in Ukraine this year.⁵⁸



Anita, 25, was forced to flee her village in Masisi, DRC due to violence with her husband and three sons.

© World Vision / Rodrigue Harakandi

FORCIBLY DISPLACED POPULATIONS DISPROPORTIONATELY AFFECTED BY HISTORIC LEVELS OF ACUTE HUNGER



More than two out of three⁵⁹ forcibly displaced girls, boys, women, and men (71%) live in countries/territories identified as in food crisis.



In 2022, 53 million people were internally displaced in 25 countries/territories identified as in food crises.⁶⁰



In 2021, 15 million refugees and asylum seekers were hosted in 52 food-crisis countries/territories – this has risen to almost 20 million refugees and asylum seekers hosted in 55 out of the 58 food-crisis countries/territories in 2022.⁶¹

The number of people affected by acute food insecurity has nearly doubled over the past three years from 135 million people across 55 countries and territories in 2019, to a record 258 million in 58 countries in 2022.⁶² This was even more than last year's projection that, without urgent action, 222 million across 53 countries and territories could face 'crisis' (IPC 3) conditions or worse.⁶³ Forcibly displaced children and families were at particular risk of ending up in a country or territory identified as a 'food crisis location'. Tens of millions of refugees and asylum seekers were hosted in one of 55 countries experiencing food crises and the 2022 list of countries/territories with the highest numbers of internally displaced people nearly mirrored the list of the 10 locations with the largest numbers of people in IPC Phase 3 or above.⁶⁴

About this report

In 2021, World Vision began conducting surveys to hear from refugees, asylum seekers, and internally displaced persons' about their situations and how the pandemic was having an impact on their already vulnerable conditions. The survey was designed to elevate the voices of forcibly displaced children and their families around the globe and amplify their distinct experiences, putting a special focus on children's welfare.

Every year, we attempt to revisit the same locations and countries to get a clear picture of how forcibly displaced persons' situations are evolving by comparing year-on-year results, whilst adding more countries to discover whether global trends correspond across these new contexts. In drawing trends based on small yet diverse households across the world, our aim is to portray the challenges faced by the most vulnerable and under-represented members of our global community.

Now in the third year of the survey, we are starting to see a slight return to pre-pandemic conditions for some essential services (e.g. around awareness of and access to child protection mechanisms); yet other aspects of life for displaced children and families remain at crisis levels (e.g. nutrition and household income and spending). The consequences of these conditions can be long-lasting, often driving children out of school and into work or other exploitative situations – or, in extreme cases, child marriage. **The trends observed in this year's report paint a bleak picture; it is only getting more difficult for displaced children to access many of the tools they need to break the cycle of poverty and thrive.**

High risk – low priority

In our first World Refugee Day report, *High risk – low priority: Why unlocking COVID-19 vaccine access for refugees and internally displaced communities is critical for children*, released in 2021, we shined a light on the consequences of the pandemic on forcibly displaced children and their families. The report was informed by a survey of 339 households representing 1,914 people in eight countries: Brazil; Colombia; the DRC; Jordan; Peru; Türkiye; and Uganda; as well as internally displaced Venezuelans.



The survey exposed the growing and far-reaching impacts of the pandemic on children living in displacement between 2020 and 2021, as well as the disproportionate vulnerability of displaced families. It found that the health and well-being of displaced children had been significantly affected due to the lack of support for their families, service disruption or unavailability, and their exclusion from COVID-19 vaccination campaigns.

When compared to this year's results, the 2021 survey feels comparatively understated. We saw COVID-19 as our most significant crisis multiplier and focused our survey on the pandemic's effects and access to the COVID-19 Vaccines Global Access (COVAX) initiative. Only one person surveyed had received a vaccine, whilst almost three-quarters of respondents (72%) reported a significant loss of income since the pandemic was declared.

Hungry and unprotected

Our 2022 report, *Hungry and unprotected children: The forgotten refugees*, heard from 467 households representing 2,522 people across 11 countries. Some countries from our first report did not participate in the survey (i.e. Türkiye), whilst other countries hosting disparate populations of forcibly displaced people were added (i.e. Cox's Bazar in Bangladesh, Guatemala, Honduras, Mali).



World Vision again looked at the ongoing issues facing forcibly displaced girls and boys within the shifting global setting that was only beginning to recognise the severity of the evolving hunger crisis. Answers to questions on **families' economic circumstances; access to nutritious foods, health care, and other essential services, such as child protection and education; as well as their safety and security over the previous 12 months emerged as more significant** from the previous year. As the world shifted its gaze from the pandemic to the Ukraine war and global economic crunch, displaced girls and boys – who were already experiencing difficulties after two years of the COVID-19 pandemic – continued to live in precarious conditions, yet with less international attention, a drop in funding to respond to their needs, and a burgeoning hunger crisis that their families were amongst the least able to withstand. The research also showed that lifesaving and life-sustaining child protection services and interventions for children – already de-prioritised before the pandemic – continued to be severely disrupted.

Invisible and forgotten

Now in its third year, we have expanded our survey to 847 households – representing 4,789 forcibly displaced people – across 18 countries. This year's survey was extended to include eight new contexts: Afghanistan, Burkina Faso, Ecuador, El Salvador, Ethiopia, Nicaragua, Niger, and South Sudan, in addition to Guatemala, Honduras, and Mali who have now participated in the survey for a second year. In the seven countries (Brazil, Colombia, the DRC, Jordan, Peru, Uganda, Venezuela) where World Vision has been able to use this survey to monitor forcibly displaced persons' situations over the last three years, we will refer to these collective experiences as 'Three-Year Trends' throughout this report.

This year's survey found that changes in income and access to nutritious foods consistently reflected the change in global circumstances. Despite the confluence of challenges (i.e. entrenched conflict; climate change shocks; the ongoing impacts of the pandemic; ensuing stress and tensions at home; skyrocketing food, fertiliser, and fuel prices) further intensifying the situations of displaced people, more households reported improved access to medical treatment and legal services year-on-year, which could indicate the pandemic's burden on health care and services is starting to reverse. However, **displaced families in regions around the world reported that children's nutrition, education, and safety were on the decline.**

Emerging concerns

The addition of eight new countries (i.e. Afghanistan, Burkina Faso, Ecuador, El Salvador, Ethiopia, Nicaragua, Niger, and South Sudan) to the 2023 survey has led to several new areas of concern emerging in the results.

Crises in eastern and western Africa

Amongst the most calamitous intersections of climate change, conflict, and price shocks is the crisis currently afflicting multiple countries and regions across Africa.

In Ethiopia, the worsening drought and impact of conflict and violence in parts of the country and resultant displacement mean **that 28.6 million people in Ethiopia will need humanitarian assistance in 2023.**⁶⁵

Since this year's data collection took place in March 2023, conflict has erupted in Sudan, forcibly displacing more than 375,000 people,⁶⁶ mostly women and children, into neighbouring countries that were already struggling, including Ethiopia, South Sudan, the Central African Republic (CAR), Chad, Egypt, and Libya. As a result of the conflict, South Sudan has received 69,112 arrivals, the vast majority of whom (92%) are especially vulnerable South Sudanese returnees – e.g. unaccompanied and separated children, elderly persons, people with disabilities, people in need of health care, and single female-headed households.⁶⁷ With **nearly 3 million girls, boys, women, and men facing starvation across South Sudan,**⁶⁸ 87,000 of whom have already experienced 'catastrophic' (IPC 5) famine-like conditions,⁶⁹ the current conflict – combined with the impacts of recurring violence in parts of the country, high food prices, and climate shocks causing severe droughts and floods – threatens to only further exacerbate the fragile situation, potentially plunging millions more into poverty and hunger.

In Burkina Faso, a landlocked country in West Africa, the United Nations (UN) estimates that **4.7 million children and their families need humanitarian support,**⁷⁰ including 1,800 people who were estimated to be enduring famine-like (IPC 5) conditions as of the end of 2022.⁷¹ Protracted conflicts in Burkina Faso, including hundreds of attacks by armed groups, has forced nearly 2 million people (10% of the population) to flee their homes; more than half of the internally displaced are children.⁷² The crisis worsened with two military coups in 2022, and 40% of the



Romaine, age 13, fled war in her home country of the CAR five years ago. She and her family now live in Satema Refugee Camp in the DRC. Her mother, Claudia, is fearful about the protection challenges Romaine and her other children face.
© World Vision / Geoffrey Denye

country's territory is now controlled by armed groups.⁷³ The most recent Global Report on Food Crises projects that both Burkina Faso and Mali will have populations living in IPC 5 during 2023.⁷⁴

Bordering Burkina Faso to the northeast is Niger, where climate change is exacerbating an already fragile humanitarian situation.⁷⁵ Temperatures in the Sahel⁷⁶ are estimated to be increasing 1.5 times faster than the rest of the world.⁷⁷ The incidence of flooding in the Sahel doubled between 2015 and 2020,⁷⁸ and in 2022, Niger's Civil Protection Service reported that dozens of people had died and more than a quarter of a million people were affected by heavy rains and flooding, one of the most destructive seasons on record.⁷⁹

Forced migration throughout Central and South America

The surge in displaced children and families transiting Central America, triggered by political, social, and economic upheaval in several countries in the region, is overwhelming the reception capacity of many countries and fuelling an unprecedented rise in humanitarian and protection needs. By the end of 2022, nearly 20 million people were displaced in the Americas⁸⁰ and almost a third of the region's population was in need of assistance.⁸¹ Yet, support has been weak with El Salvador having the least funded HRP in the world in 2022, with just barely a quarter (28%) funded.⁸² Honduras (43%) and Guatemala (38%) also saw very low levels of funding, well below the 58% average.⁸³

Extreme levels of violence in Honduras, Guatemala, and El Salvador are compounding humanitarian needs across Central America. For example, with an average rate of 10 murders a day, homicide rates against women in Honduras were particularly high in 2022, with a woman killed every 28 hours.⁸⁴

In addition to dealing with the threat from the extreme levels of violence, Latin America and the Caribbean is also the world's second-most disaster-prone region,⁸⁵ with the climate crisis driving large numbers of migration and food insecurity. More than 260,000 Nicaraguans were forced to flee between 2020 and mid-2022,⁸⁶ due to a combination of economic and political instability, as well as a series of natural disasters, including earthquakes, hurricanes, and floods which have mainly affected rural and agricultural communities. El Salvador is also amongst the countries most affected by extreme weather patterns, losing almost 3% of their gross domestic product to weather-related disasters annually.⁸⁷



Children sit together outside a centre in Honduras, near the Nicaragua border, run by World Vision and UNHCR to support displaced persons returning to Honduras. © World Vision / Gerardo Moya

Families on the move forced to make dangerous decisions to survive

It has been four years since Jasmina left Venezuela with her three children and husband. They are amongst the more than 7 million people who have fled Venezuela,⁸⁸ driven by violence and a collapsing economy. But life on the move was so dangerous that some Venezuelans like Jasmina felt they had no choice but to go back to the very country they desperately tried to leave.

Jasmina realised just how dangerous life on the move was for her children when trying to cross the Darien Gap. During this journey, they had to pass through dense jungle, swollen rivers, and steep gorges, encountering jaguars, snakes and dead bodies, all while facing the ongoing threat of armed groups in the area. Within a day of starting the dangerous route, Jasmina's body began to give out. The family was trapped in the jungle for three days. Once they eventually made it to safety, Jasmina needed to be hospitalised on account of her weakened state.

"You just feel like you're going to die . . . Your legs are getting weaker, you feel like you can't breathe, that you are going to faint, that you are going to stay there and nobody, absolutely nobody, is going to be able to help you, because you are in the middle of nowhere, in the middle of a jungle," Jasmina said.

In 2022, the number of people crossing the Darien Gap and arriving in Panama reached record highs, nearly doubling from the previous year.⁸⁹ But the route is not the only danger that migrants face when leaving Venezuela. Women and children on the move through this region also face the threat of gender-based violence; dangerous weather conditions, such as heavy rains, overflowing rivers, or extreme temperature changes; as well as the risk of being victimised by criminals who target them for crimes such as kidnapping, robbery, extortion, and sexual exploitation.

Between January and October 2022, more than 211,000 people, mostly Venezuelans (70%) undertook the dangerous journey across the Darien Gap, a dangerous stretch of jungle that connects North and South America, to try and reach the US.⁹⁰

Jasmina's family faced one danger after the next as they struggled to build a better, safer life while on the move across Colombia, Ecuador, and Peru for four years, before ultimately failing in their attempt to reach the US. After these difficult years and this failed



© World Vision

attempt to reach safety in the US, Jasmina felt there was no choice but to return to Venezuela, despite the danger she knew they would face there.

Reflecting on the past four years, she does not know what was worse: the anguish of leaving their home, crossing a dangerous jungle, walking hundreds of kilometres, facing hunger, living in fear as she and her children slept on the streets, or the idea of having to return to Venezuela and enduring the hardships there all over again.

"The migrant population coming from Venezuela has faced scams, robberies, uncertainty and fears on their journey. However, humanitarian assistance allows some migrants dignity in their transit," explains Camilo Barrera, World Vision Colombia's national coordinator of the Hope Without Borders project that assisted Jasmina and her family with safe humanitarian transportation, food, and accommodation on their return to Venezuela, so they would not need to again endure the dangers of sleeping on the streets whilst in transit.

SECTION TWO: THE SITUATION FOR FORCIBLY DISPLACED FAMILIES IN 2023

Despite more people on the move today than at any other time in modern history, humanitarian funding has struggled to keep up, even while food prices and inflation have skyrocketed.⁹¹ The impact of the growing gap between escalating humanitarian needs and the funding made available to respond is reflected throughout our survey results. Households are being forced to make difficult sacrifices in order to afford the most basic of essentials, often at the expense of the children in their care, whose needs are perceived as 'expendable' when confronted with the spectre of survival.

Mounting hunger: Families under pressure

Incomes keep falling while prices keep increasing



5 in every 8 households surveyed (62%)⁹² reported a decrease in income over the last 12 months



Challenges with decreased income in 2023 were most prevalent in Burkina Faso (100%), Ethiopia (98%), Afghanistan (95%), and the DRC (83%).

Food prices surged in the DRC in mid-2022, with a common basket of 10 food items costing families the equivalent of 17.2 days of work⁹³

In Ethiopia, conflict has contributed to spiking food costs, with a minimum basket of food for the average household costing families the equivalent of 9.1 days of work⁹⁴



7 out of 8 (85%) forcibly displaced families are unable to afford enough food to meet their daily nutrition needs



2 in every 7 (29%) respondents said that someone in their house did not eat for at least 24 hours at least once in the last month because there was not enough food



"I cannot remember the last time I had a full meal. I am always so hungry, and it is so hard to concentrate on anything else."

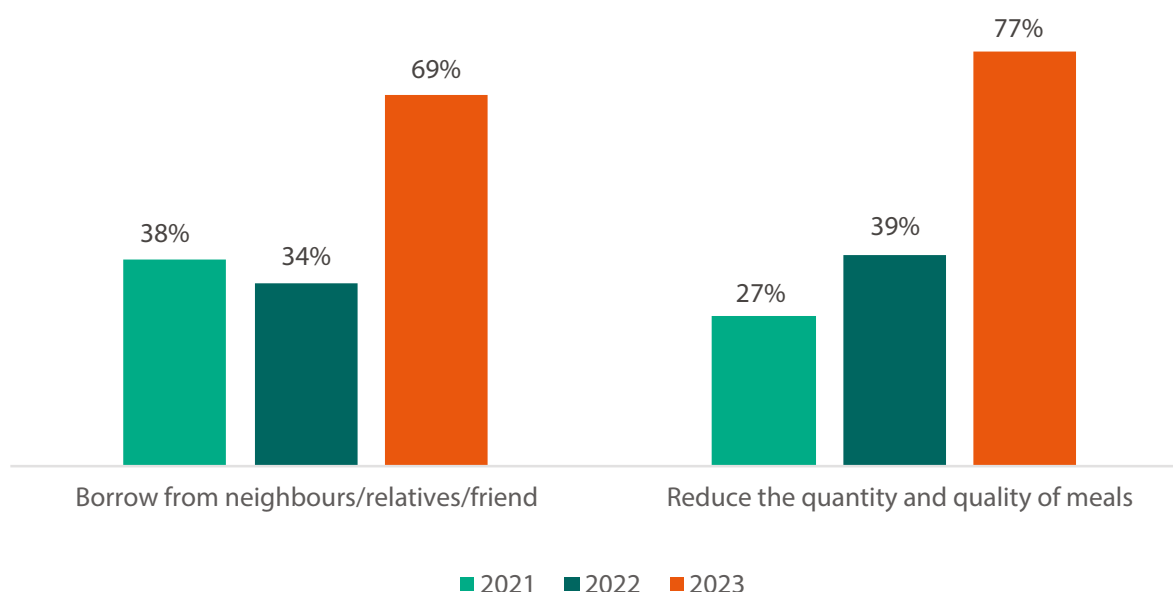
– Temesgen, age 10, Ethiopia



Zarghona, a 30-year-old mother of seven, makes yarn from wool at home. She is able to earn approximately US\$0.60/day to help her family survive, but they cannot afford anything else except about 1.5 kilogrammes of flour from her income. © World Vision Afghanistan

Higher prices mean less food, more food insecurity, and greater reliance on borrowing

Figure 2. Popular methods of coping with decreased income (Three-Year Trends)



There have been significant fluctuations in purchasing power amongst displaced people living in the seven countries that World Vision has been tracking since 2021.

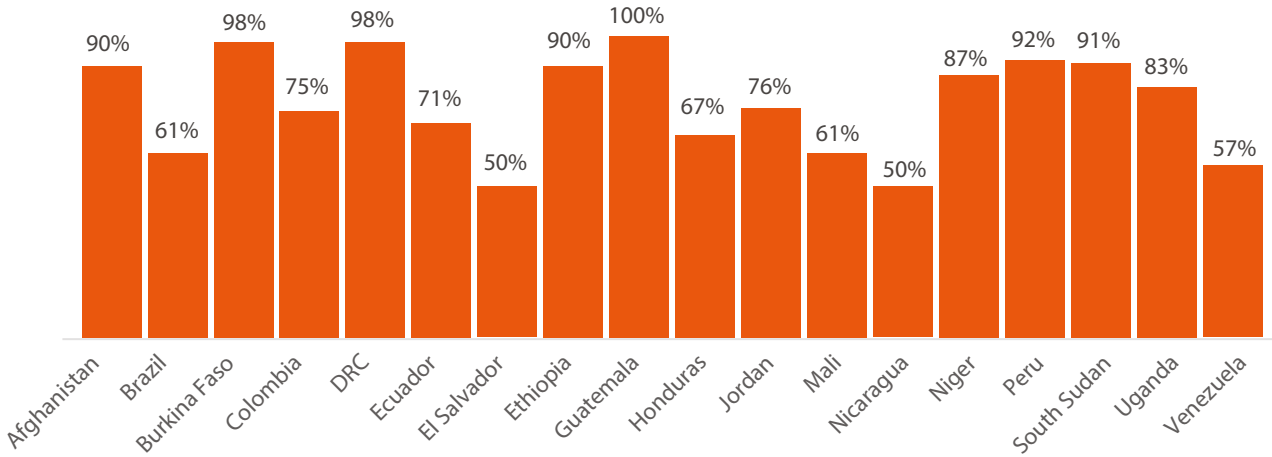
When surveyed in 2021, about two in five households reported having to borrow money to make ends meet, which dropped slightly in 2022 to one in three households (see Figure 2). However, in 2023, the number of respondents who reported borrowing from others in order to afford basic necessities doubled to more than two in three households. In the countries tracked since 2021, about two in seven households reported that they coped with lower incomes by diminishing the quantity and quality of their families' meals in 2021 (see Figure 2). This rose to two in five in 2022 and jumped even more dramatically in 2023 with **three out of four surveyed households reporting they were reducing the quality of meals and eating less frequently to cope.**

This trend was seen across the board in all 18 countries surveyed in 2023, with four out of five respondents (81%) reporting reducing their quantity and quality of food to cope with decreased incomes

(see Figure 3). Families living in displacement camps were almost three times more likely⁹⁵ than those living elsewhere to report needing to reduce the quality and quantity of food to cope with decreased income. Households that reported needing to reduce the quality and quantity of food to cope with decreased income were more likely to live in Burkina Faso⁹⁶ and Ethiopia.⁹⁷ This strategy was especially high amongst surveyed communities in Africa: Burkina Faso and the DRC (both 98%); South Sudan (91%); Ethiopia (90%); Niger (87%); and Uganda (83%). In Latin America, this challenge was most prominent in Guatemala (100%) and Peru (92%). In the Middle East and Eastern Europe region, the majority of respondents in both countries surveyed reported eating less as a coping mechanism (i.e. Afghanistan, 89%, and Jordan, 76%).

Even in countries where income reportedly increased, it often did not keep pace with household needs. Of the 8% of households reporting an increase in income, almost a fifth of them said it was due to cash assistance provided by non-governmental organisations (NGOs) and/or the UN. However, 92% of families receiving cash assistance were still unable to fully afford their households' food needs.

Figure 3. Households relying on reduced quantity and quality of meals to cope with decreased income

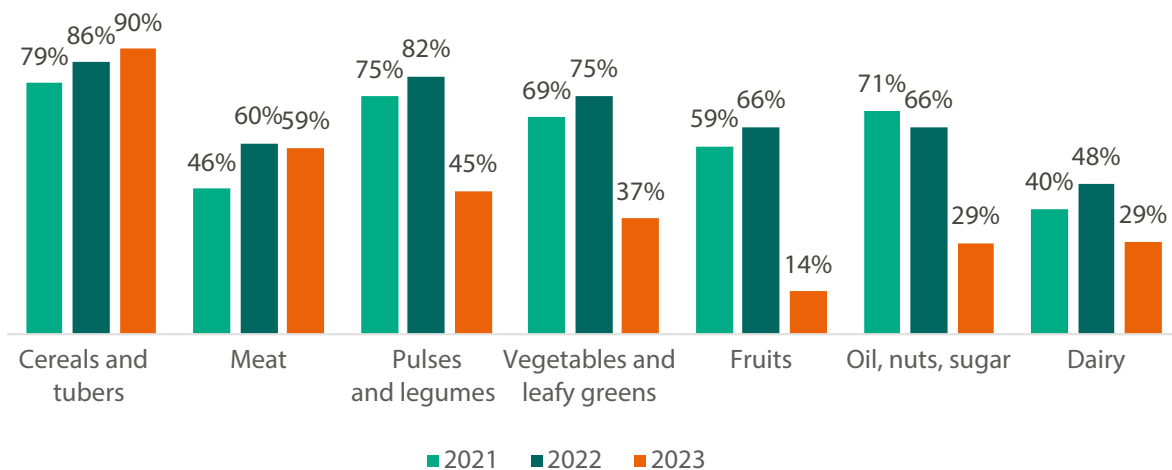


Access to quality, healthy food has decreased over time

Across the board, households had greater challenges accessing a variety of foods in 2023 than they did in previous years, even at the height of the COVID-19 pandemic (see Figure 4). Despite some small increases in availability of food items between 2021 and 2022, in 2023, out of the seven food groups, only two to three are available to many households now.

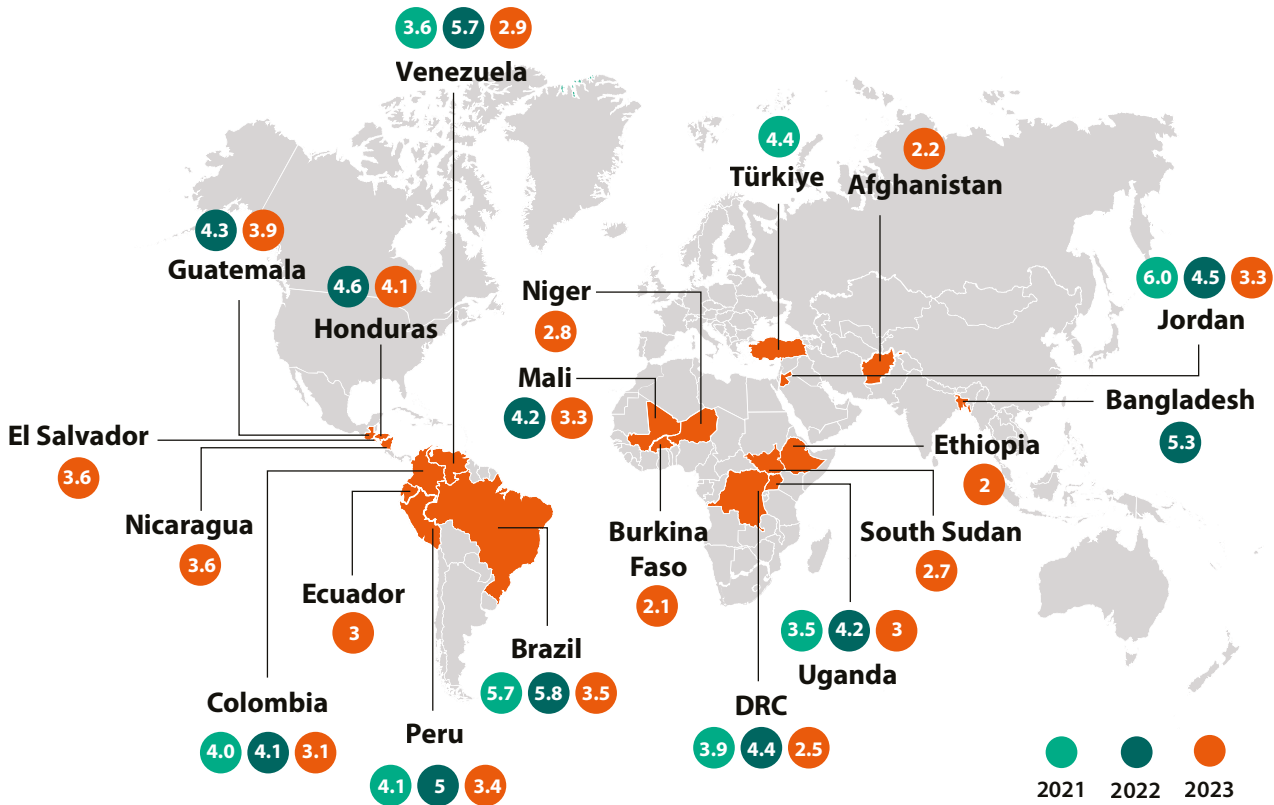
Overall, households report less availability of food groups now (in 2023) than prior to the COVID-19 pandemic (before 2020). For instance, families say that prior to the pandemic, 64% could afford meat, compared to 46% now. Similarly, 24% say they had fruits before the pandemic, but only 14% have fruit available now. Looking at the Three-Year Trends (see Figure 4), we can also see that apart from cereals and tubers, families in 2023 are less able to provide well-rounded meals that include every food group than at any other time in the past three years (see Figure 5).

Figure 4. Food groups available for preparation of food for children and family members (Three-Year Trends)



*N.B. When asked about available food items, respondents selected 'main staples', which is indicative of cereal grains and root vegetables.⁹⁸

Figure 5. Map of average number of food groups (out of seven) accessible to displaced families



Children and caregivers are going to sleep hungry



2 out of 5 households had someone who went to sleep hungry at least once in the last 30 days



2 in every 7 respondents said that someone in their house went a whole day and night without eating at least once in the last month

The 2023 findings show that having food readily accessible helps to ensure that families will not resort to reducing the quality/quantity of food or go to bed hungry. Households that reported not having food in the house at some point in the past month are nearly five times as likely⁹⁹ to reduce the quality and quantity of food to cope with decreased income than those who consistently had food in their home (see Figure 6). Households that reported a member of the family going to bed hungry at some point in the past month are 3.7 times¹⁰⁰ more likely to reduce the quality and quantity of food to cope with

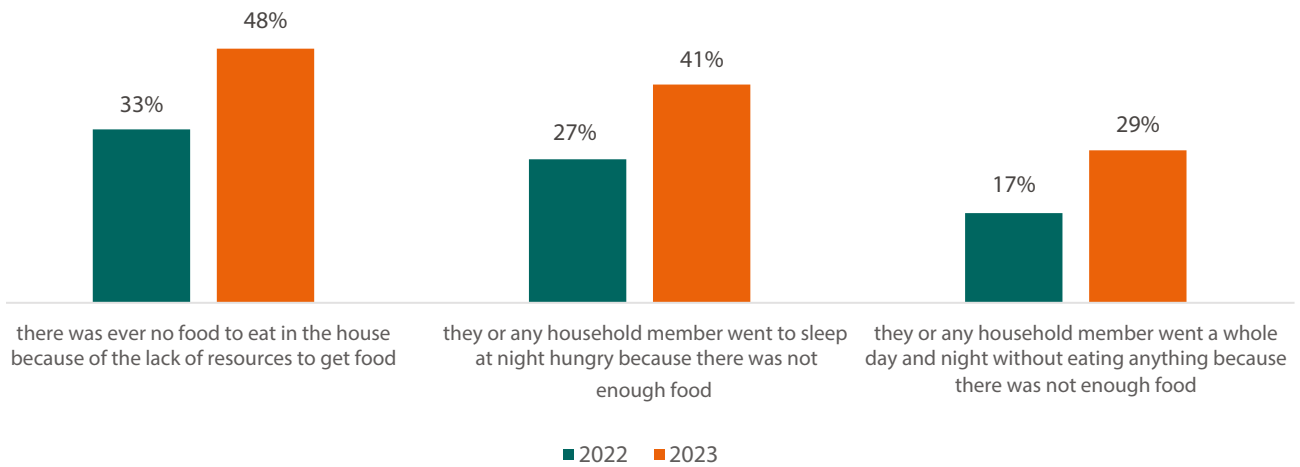
decreased income than those who consistently had food in their home.

Additionally, the number of displaced families going hungry and using other negative coping mechanisms to combat decreased income is trending upward. On average, **an added one in eight people (12%) reported going without food for up to 24 hours** (a whole day and night) compared to a year ago (see Figure 6).



“Poverty in our town is increasing due to climate change and other problems like COVID[-19]. Families are affected by a lack of crops such as potatoes, corn, and cereals which are a staple food. People are hungry and they do not find a solution or help.” – Juan, age 15, Peru

Figure 6. Displaced households who reported that in the past four weeks (30 days)...



This is a major concern for children in particular. Hunger can have long-term effects on children’s bodies and brain development, leading to physical and educational harm and resulting in disability, below-average educational attainment, and future economic loss. Additionally, malnutrition weakens children’s immune systems, making them susceptible to potentially fatal diseases, while hunger also impairs their cognitive development.

“I see a lot of children and adults begging in the streets, they are hungry, and they have nothing. I feel sad for them. One of my dreams is when I become an adult and have a job; I would like to help them and provide food.” – Ana, age 14, Nicaragua

Households with disabilities more vulnerable

Children who live in a household with a person who has a disability are significantly more likely to be identified as underweight. While the survey did not specify whether the person(s) with a disability was an adult or child, it should be noted that in households where a family member has a disability, 75% reported decreased income and only 7% reported being able to fully meet their food expenses. This could be an indication that, if an adult is the disabled household member, their disability is limiting their ability to work and make enough money to adequately feed all household members. Likewise, in households with children with a disability, the extra time and effort required to care for the child greatly affects the adult members of the household’s ability to work and make an income.

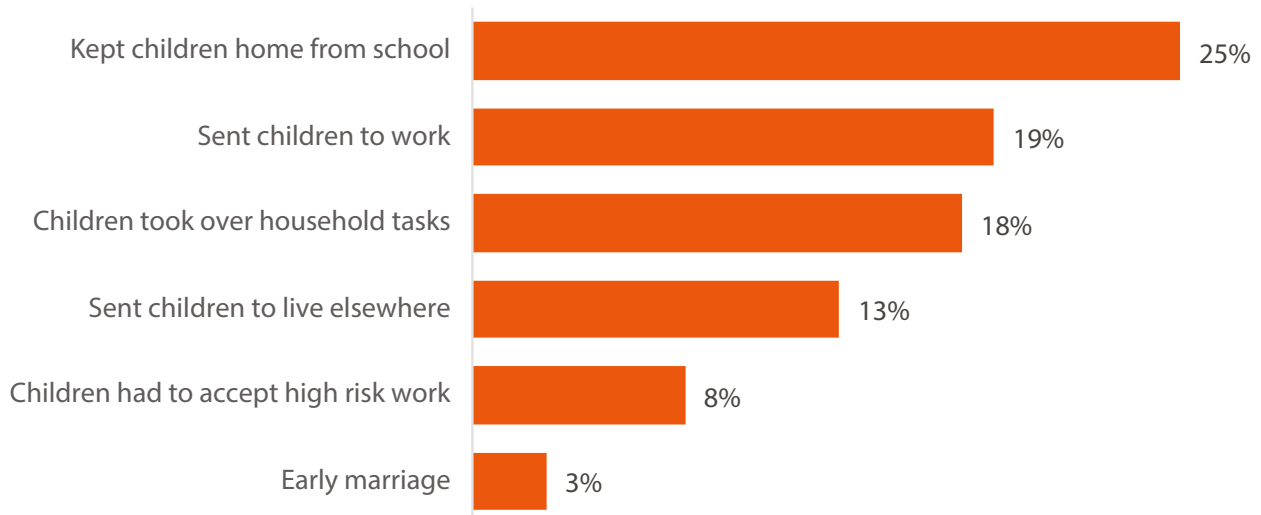


Aluel, 24 and a mother of four, has already been displaced by conflict in her home in far north South Sudan.
© World Vision / Scovia Faida Charles

Hungry, at risk, and out of school: Children bearing the brunt of household strain

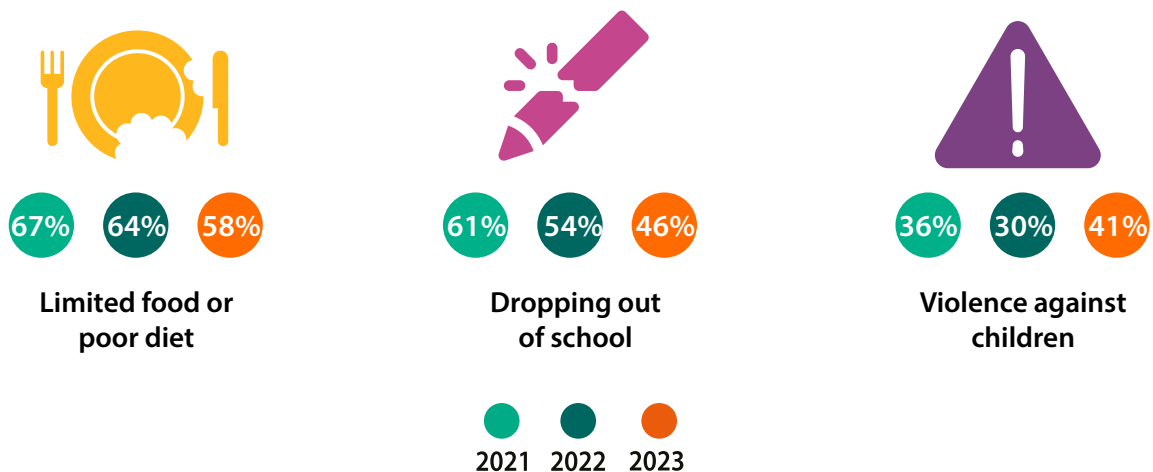
Almost half (47%) of households who reported a drop in income in 2023 resorted to at least one negative coping mechanism involving their children to relieve financial pressures (see Figure 7).¹⁰¹

Figure 7. Children's role in coping with decreased income



Once a displaced family runs low on valuables, food supplies, and livestock, essential goods are extremely difficult for them to replenish. Negative coping mechanisms are a set of household responses to difficult conditions that may provide a temporary means of survival but can seriously undermine forcibly displaced families' long-term security and well-being.

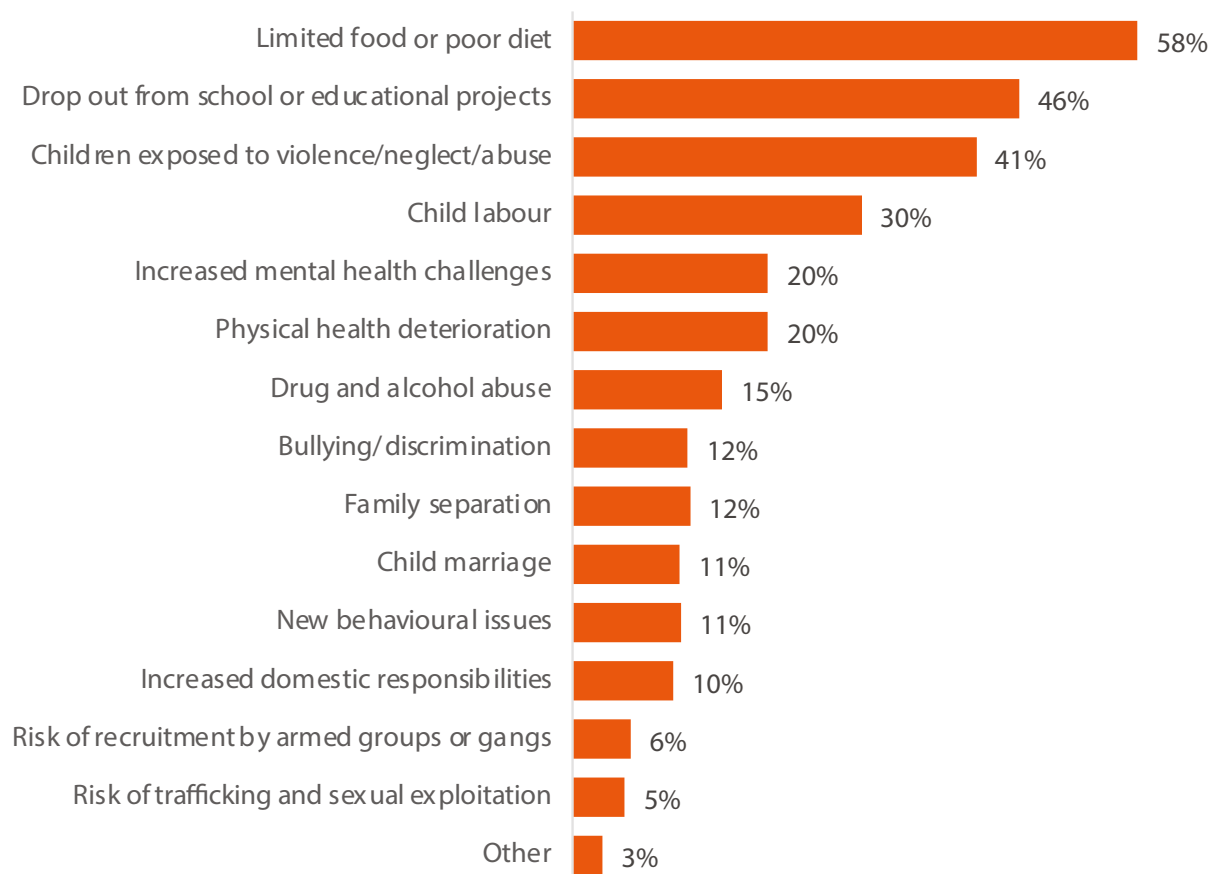
Forcibly displaced persons' top 3 concerns for children



Perhaps unsurprisingly, when asked about their major concerns facing children in their communities, food, education, and the risk of violence remain the top three consistently reported each year. While limited food and/or poor diet remains the number one concern over the past three years, and across all 18 countries, fear of children's potential exposure to violence is on the rise.¹⁰² Displaced children are especially vulnerable to child protection risks, including abuse, neglect, violence, and exploitation. This is due to several factors, including economic insecurity, food shortages, overcrowded housing, lack of protection mechanisms and reporting pathways, and underlying restrictive and inequitable gender norms. The increased concerns may also be a result of the surge in child marriages and other child protection violations during COVID-19.¹⁰³

This year's survey shows that levels of concern around which problems were the second and third most pressing varied slightly, depending on the country and whether children were with parents or alone. As this year's survey split out various forms of violence against children (i.e. children exposed to violence/neglect/abuse, child labour, bullying/discrimination, child marriage, risk of recruitment by armed groups or gangs, and risk of trafficking and sexual exploitation) to better understand the issues displaced children face within each context (see Figure 8), the combination of these as one topic may have solidified violence against children as the second-most concern across all 18 countries.

Figure 8. Top three concerns for children (ages 0 to 18)



Finding refuge doesn't mean child refugees are safe

Yambisi's life changed in an instant. With no choice but to flee, Yambisi and her family left their home in the CAR in 2017, rather than face certain death just because of their faith.

"We arrived here [in the DRC] by crossing the Ubangi River. [The militia] were killing people [in the CAR] because they didn't get along with the Muslims . . . people are dying there."

Since 2013, conflict and tensions between different religious groups have killed thousands of people in the CAR, while thousands more have fled to neighbouring countries like the DRC looking for peace.¹⁰⁴

North Ubangi in the DRC, where Yambisi lives now, is largely free from bullets and machetes, but children, particularly girls, still need protecting from other forms of violence, such as the sexual abuse that is rife across the country.

Last year, Yambisi was subjected to another horrific type of violence when her brother-in-law, a member of the local community, raped her.

When the health centre discovered Yambisi was pregnant and she told them about the rape, her mother went to a local centre for refugees, supported by World Vision. Members from World Vision's local partner organisation then went with her father to the police station to report the crime, but her brother-in-law had already fled.

World Vision is working in North Ubangi to support refugees and strengthen systems at the community level. But there has been an alarming increase in rapes and other forms of gender-based violence after the COVID-19 pandemic and surging conflict. The government is struggling to provide the legal, health, and psychosocial support necessary to refugees.

For Yambisi, the subsequent pregnancy has dramatically altered her plans for her education and future.

"We had fled the war to take refuge here, in peace, but unfortunately, I became pregnant. It was not my wish. I am 12 years old; I did not want to be pregnant at this age. I am still a child, but in three months I will give birth."

Yambisi used to enjoy school and playing with her friends. But that is in the past. Now she often feels sick because of her pregnancy and is too tired to help her mother fetch water. She is worried not only about her own future but is also scared to think about how she will provide for a baby once she gives birth. Her father is already struggling to provide for their family. It's a worry that no child should ever have to think about.

Her dream is to return to school so she learn how to sew and become a tailor, like her father. She also wants other displaced children be protected from sexual violence, so that they not end up in her situation.

World Vision has been working with refugees from the CAR like Yambisi for the past seven years in northern DRC with local NGO and state partners. Together they support refugees with water, sanitation, health, livelihoods, and protection programming.



Yambisi, 12, is already a survivor of multiple forms of violence.
© World Vision / Didier Nagifi Sademoke



“In some places, some children die from hunger. When there is war, the situation is worst as no one has food, and their health deteriorates to the extreme. We should work together on ending hunger to ensure children’s survival.” – Ignace, age 14, Mali

More children are going hungry

In the overall sample, there has been a shocking decrease in the number of children getting three meals a day since 2021 (see Figure 9). Households were more likely to report their children eating three or more meals than adults, but fewer children and adults are eating three or more meals a day than last year. Our results found that the more recently a household has arrived in their current location, the less likely the child is perceived to have an acceptable weight. For girls, limited access to food seems to be compounded by negative gender norms; boys were more likely to be seen as having an acceptable weight than girls.

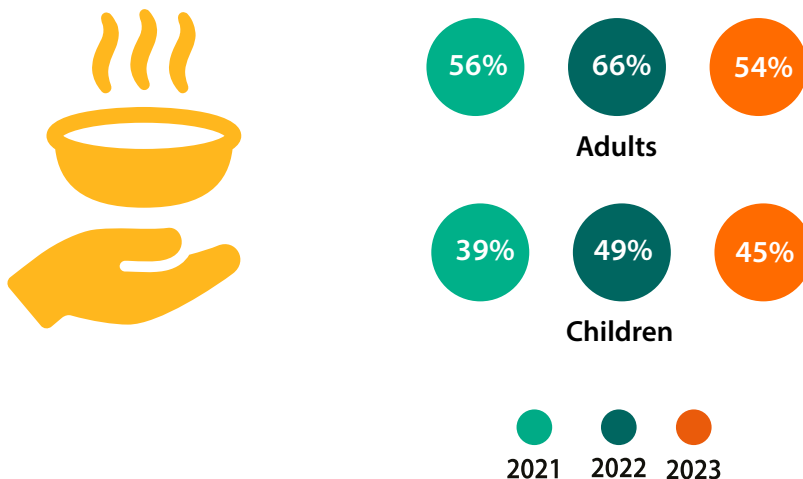
The differences were especially dramatic in the DRC, where only 5% of households had children that were eating three meals a day in 2023 (up from 0% in 2021), and in Uganda, where the number plummeted from 35% in 2022 to just 3%. **In the DRC, on average, children in the families we spoke with only ate 1.3 meals per day.**¹⁰⁵ Unsurprisingly,



Mastewal, 11, ran as the village she grew up in turned to ruins from armed conflict. Alone, she lives in a very small white tent in Kulech Meda Camp in Ethiopia. © World Vision / Furtuna Alem

‘limited food or poor diet for children’ was seen as a top issue facing children in survey countries across Africa, with the percentage of households reporting this challenge increasing in 2023.

Figure 9. Respondents who ate three or more meals in the past day (24 hours)



Nothing is more devastating than being unable to feed your children

Mekdes, 10, seems to have forgotten the joys of childhood. She has been living in a tent in a displacement camp in northern Ethiopia's Tigray region for more than two and a half years. "I don't know where my parents are. I am currently living with my aunt and cousin. Even though my aunt has been kind to me, I really miss the love of my mother," she says.

Mekdes is just one of the thousands of children who have been displaced due to the conflict in northern Ethiopia; of the 4.6 million people estimated to be internally displaced in the country, two-thirds are women and children.¹⁰⁶

Her days are filled with the same monotonous routine. She wakes up early and busies herself with a pile of chores throughout the day. "Mekdes often has to carry all responsibilities around the tent-house while hungry. It breaks my heart that I cannot do more and feed my niece and son better," Letebrehan, Mekdes' aunt says, fighting back tears.

The staggering reality of hunger is one that is all too familiar to many children living in displacement camps across Ethiopia. "Nothing is more devastating than being unable to feed your children and to have to tell them to save the food for later, but that is the norm here. The kids often eat once a day. My 11-month-old son is underweight, and it breaks my heart."

Since December 2020, World Vision's Northern Ethiopia Crisis Response has reached almost 7 million displaced children and families, including more than 1.2 million people with safe water and more than 3.5 million people with emergency food.¹⁰⁷ As part of World Vision's Global Hunger Response, we are working to protect children who are being made more vulnerable due to hunger. In the camp where Mekdes lives, World Vision has set up a Child-Friendly Space where Mekdes loves to go to take a break and forget about her hunger. She says, "I love jumping ropes, and playing tennis and volleyball there. This makes me happy."



Mekdes spends most of her time looking after her 11-month-old cousin and taking care of the house chores.

© World Vision / Furtuna Alem



“Education is a right of everyone; it is not a favour. This is not something you want or not; it is a right. In my region, during the pandemic, children dropped out of school because they had to work to provide money for their families . . . as school was online, the little ones did not have the chance to learn or have Internet access, and they needed the support of the teachers directly to learn writing and reading.” – Andrea, age 15, Peru

Displaced from education and a future

The UN estimates that 78 million forcibly displaced children are completely out of school because of conflict, climate disasters, and displacement, and tens of millions more only receive sporadic lessons.¹⁰⁸ Households on the move face a myriad of problems with educating and keeping their children in school. Many families have fled without their formal identification papers and often to countries and regions where they do not speak the language. Host communities frequently do not have adequate facilities to support and educate an influx of children and lack the necessary psychosocial resources for girls and boys affected by conflict and instability.¹⁰⁹ Financial pressures also often push families to take their children out of school or employ other dangerous coping mechanisms that disproportionately impact children and increase their vulnerability to exploitation and violence.

Loss of education has a multitude of short- and long-term negative consequences. Hundreds of millions of children are dependent on school meals as a reliable source of nutrition.¹¹⁰ Yet, it is estimated



“First, if someone is hungry, it is impossible that the student can learn or enjoy school. Second, when schools stopped delivering meals due to the pandemic, the consequences were terrible for children, they were hungry, and no one provided for them.” – Simone, age 16, Brazil

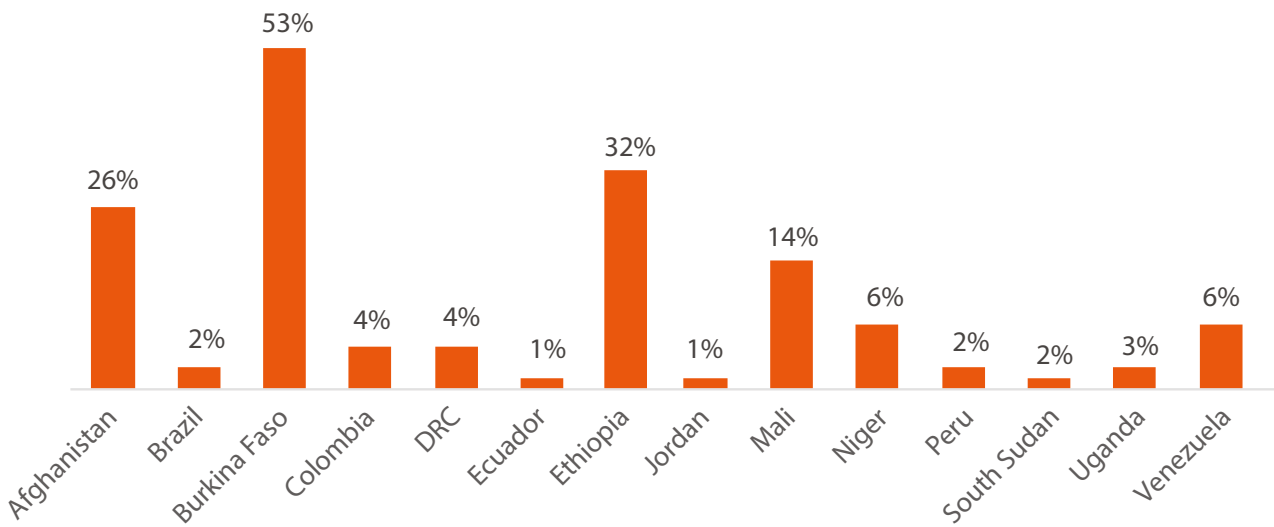
that even before the pandemic, of the 663 million children enrolled in school around the world, one out of nine (73 million) were living in extreme poverty¹¹¹ in 60 countries where there are significant nutrition deficiencies¹¹² and were not being reached with school health and nutrition interventions, such as school feeding programmes.¹¹³ Children who are not in school also lose an essential element of their formative years, failing to learn important social, emotional, and cognitive skills, which also impacts their ability and opportunities for better income in their adult years.¹¹⁴ Additionally, children may experience intergenerational impacts on health and nutrition due to missing routine immunisations, often mandated for students in order to attend school, which could lead to an increase in deaths and the potential resurgence of vaccine-preventable diseases such as measles, tetanus, yellow fever, HPV, and others.¹¹⁵ Children not attending school, particularly girls, may be forced by parents into early marriage; and both girls and boys are at risk of experiencing violence or exploitation, such as begging or engaging in dangerous work. In the most extreme situations, some children may even feel compelled to turn to armed forces or groups, or violent gangs, in search of food, work, and protection, exposing them to devastating violence and harm, brutality, and trauma.

Our survey revealed that keeping children home from school was the most common coping mechanism affecting children and was used by 25% of families struggling to cope with decreased income in 2023. The rate of families keeping their children home to cope with financial pressures was highest in Ethiopia, Burkina Faso, Afghanistan, and Mali (see Figure 10) with between a third and one-half of school-age children (between age 6 and 17) being kept home in those countries.



Gabriela, 9, fled Venezuela with her brothers and mother in 2019, traveling through Colombia to eventually reach Ecuador
© World Vision / Salome Torres

Figure 10. Households relying on keeping children home from school to cope with decreased income



“Not all schools provide resources or workshops we need to have an equal education. Even some students who have some disabilities are discriminated. I want all children of my country to receive the same education; I don’t want to be treated with differences.” – Pedro, age 15, Peru

and the DRC (65%). For households reporting that their children had stopped attending school, the main reasons cited were a lack of resources (55%) and the temporary closure of schools (24%). Prolonged conflicts and/or insecurity are often the reason for temporary/ongoing school closures. For example, in Burkina Faso, the UN has verified attacks by armed groups on at least 46 schools, with 4,258 schools closed as of September 2022 due to insecurity.¹¹⁶

Overall, this combination of conflict, economic pressures, displacement, and access issues left almost a third (30%) of surveyed households with a child out of school.

Access to structured learning opportunities for primary/elementary age children between 6 and 12 years old has steadily increased since 2020, but the survey showed that access for 3- to 5-year-olds and 13- to 17-year-olds has actually decreased from 2022 to 2023. This tended to be concentrated in specific countries where there are especially high levels of ongoing/prolonged conflict. High numbers of families in Ethiopia (62%) and the DRC (43%) reported that there were no schools in their community for children to attend, and in Afghanistan, 60% of households said structured learning opportunities in their community were only available to boys.

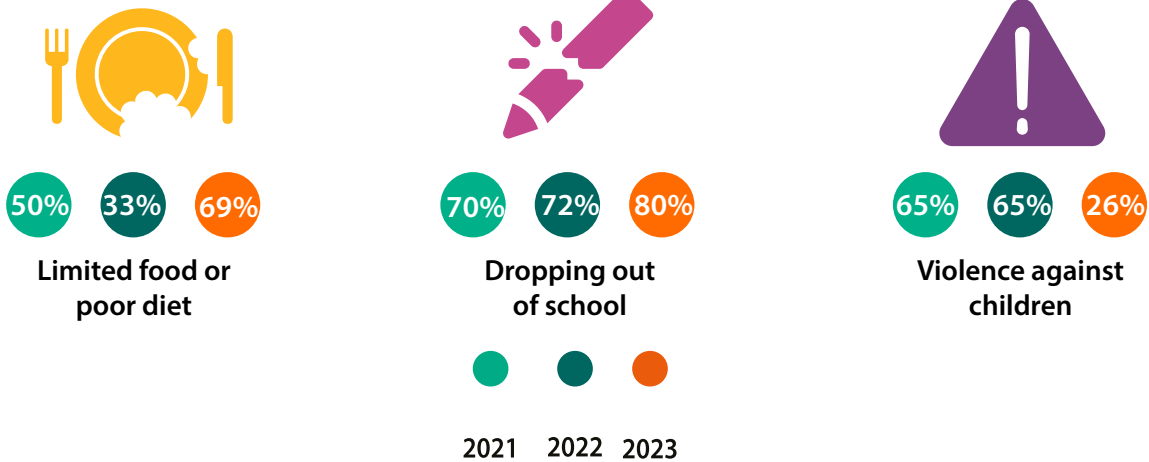
Education access for 3- to 5-year-olds was most limited for households in Burkina Faso (100%), the DRC (90%), and Mali (80%); for 13- to 18-year-olds schooling was most limited in Ethiopia (98%), Burkina Faso (85%),



Yasmeen, 14, is a Syrian living in Azraq Refugee Camp in Jordan. She is happy to be able to attend a girls primary school in the camp. © World Vision

Case study on Uganda


Top concerns for children in Uganda



4 out of 5 households are worried about their children not being in school



2 out of 3 respondents are concerned about their children's limited access to food or poor diets



Rahim, 3, lives in Bidibidi Refugee Settlement in Uganda where he is enjoying some nutritious food.
© World Vision / Brian Mungu

Displaced families living in Bidibidi Refugee Settlement in north-western Uganda cited children dropping out of school as their greatest worry as they know that being in school is safer for children than being in communities. This is not surprising given that school dropouts drastically increased during and post-COVID-19 with girls especially affected.¹¹⁷ Some of the dropouts were caused by a spike in school fees, but the number of teenage pregnancies may also have contributed.¹¹⁸

In a context where two-thirds of families reported decreased income (an additional one household for every 13 surveyed compared to 2022), limited food and poor diet were reported as the second most pressing issue facing children in Uganda – a dramatic jump from 2022 (more than double) – with families highly likely (83%) to report coping with less income by cutting the quantity/quality of meals. When the same survey was conducted last year, families in Bidibidi were receiving 70% of the recommended amount of food rations. However, since October 2022, this aid has dropped even further, providing displaced families with just 37% of the recommended ration.¹¹⁹ This is against a backdrop of funding pressures experienced by humanitarian agencies and rising food prices. In mid-2022, World Vision found that food prices had surged in Uganda, with a common basket of 10 food items now costing the equivalent of 7.3 days of work.¹²⁰

Overall, the situation for forcibly displaced children and families living in Uganda was seen as tenuous by those surveyed. Other findings indicate that these children in Uganda are more likely to work¹²¹ than those in other countries included in the survey.



An internally displaced child peers through a window of a Herat, Afghanistan home.
© World Vision Afghanistan

Violence against children a chief concern for forcibly displaced families



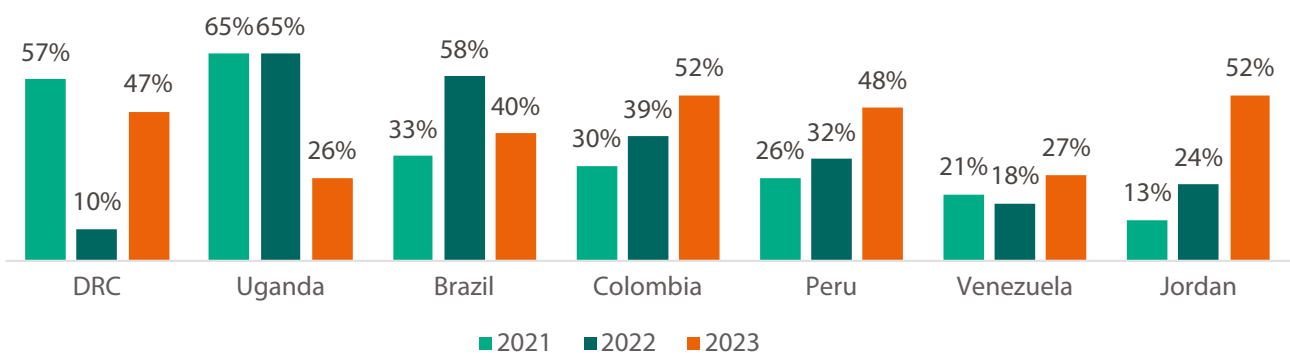
2 in 5 families (41%) viewed violence against children as a major concern

Half of displaced children reportedly do not have access to essential services to survive, such as safe shelter, emergency food items, and child protection services.¹²²



30% of communities are reportedly less safe for children

Figure 11. Households that perceive exposure to violence, neglect, or abuse as a top issue for children (Three-Year Trends)



Children’s exposure to violence, neglect, or abuse was named throughout the survey as the third foremost concern by respondents across the surveyed countries, with three out of 10 (30%) respondents reporting that their community is less safe for children compared to before COVID-19 pandemic. Additionally, specific forms of violence against children (i.e. children exposed to violence/neglect/abuse, child labour, bullying/discrimination, child marriage, risk of recruitment by armed groups or gangs, and risk of trafficking and sexual exploitation) were specifically highlighted separately by some respondents as being particularly concerning within their context. As the conflicts and crises facing displaced children are becoming bigger and multiplying, child protection risks will only continue to increase, even while essential child services are decreasing (with just 50% of displaced children currently able to access), thus potentially forcing families to adopt coping mechanisms that negatively affect their children, such as child labour, child marriage, etc.

Child labour: Working children are out of school, underweight, and poorer

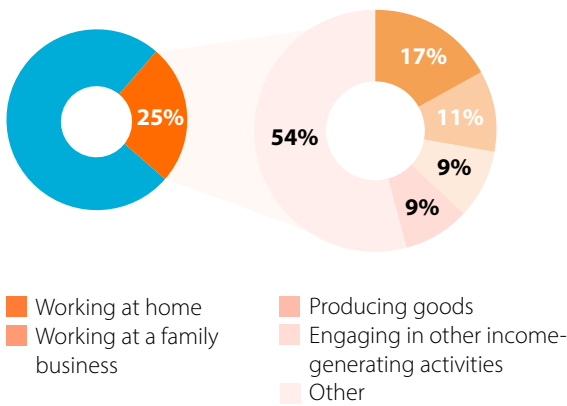


Nearly 1 in 3 (30%) of respondents named child labour as a top concern

It is hardly surprising that according to our data, there is a correlation between households who reported weakened spending power, skipping meals, and missing education. However, these sacrifices are not corresponding to an overall improvement in household income.

Overall, in 2023, a quarter of children¹²³ in surveyed households reportedly engaged in some form of work over the past seven days. Amongst the cited labour was working at home (17%), working at a family business (11%), producing goods (9%), and engaging in other income-generating activities (9%). Almost a third (31%) of children reported an increase in the number of hours they had worked since the previous year. And of those who worked, 12% said they were exposed to unsafe working conditions.

Percentage of children reportedly working

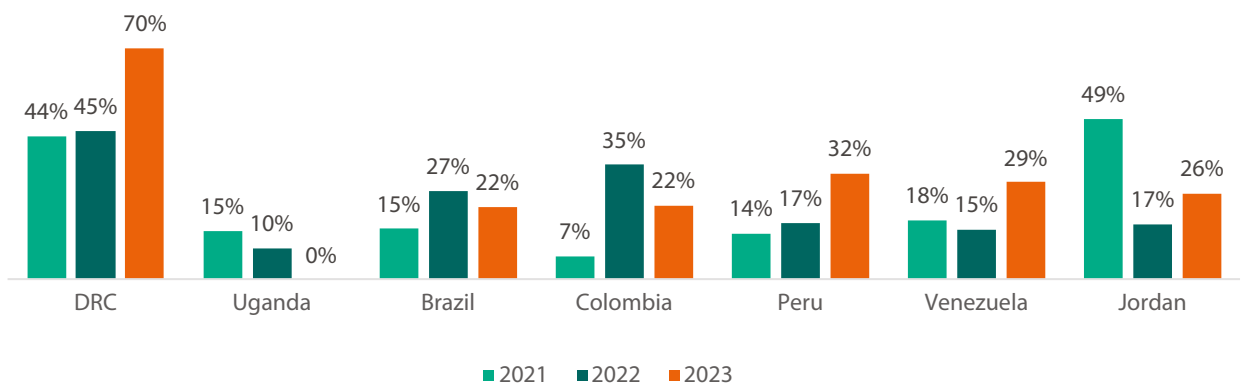


Apul, 10, is happy to be able to go back to school after having to drop out of preschool at age 3 when the conflict began in his area.
© World Vision / Scovia Faida Charles

Children who lived in displacement camps were 2.2 times more likely¹²⁴ to be working than those who lived in other locations and children without an acceptable weight were almost two times more likely to be working than children at a healthy weight.¹²⁵ Children who work and were from families where not every child was in school were also more likely to be from a household where income had fallen in the past year.

Child labour was most common in the DRC, Mali, South Sudan, and Uganda, and amongst older boys. This corresponds with child labour being reported as one of the top concerns for displaced children in the DRC (see Figure 11); however, no respondents in Uganda said that they considered child labour to be a top issue for children (and only one in four said violence against children, child labour being one such form, was a top concern).

Figure 12. Households that perceive child labour as a top issue (Three-Year Trends)



When hungry, children are forced to work dangerous jobs

"I feel helpless, as my family and I face unbearable levels of discomfort and hunger every day."

–Temesgen, age 10, Ethiopia

Temesgen, 10, and his family of five left everything behind when conflict spread across northern Ethiopia in November 2020. They now live in an old classroom with 17 other individuals in Adiha camp, a former public school that is now home to more than 1,800 internally displaced people – 50% of whom are children. Living conditions in displacement camps in Ethiopia, such as Adiha, are deteriorating, with food insecurity, malnutrition, lack of access to water, and worsening health conditions increasing. Invisible away from the place he calls home, children like Temesgen are often left uncared for, unattended to, and forgotten. The lack of access to necessities has left these children vulnerable to hunger and its associated risks. As a result, many of these children are forced to engage in dangerous child labour to battle hunger and support their families.

To help his family buy food, Temesgen started working long hours as an assistant for a taxi company, making just US\$2 a day, when he was 8 years old. The job was dangerous, exhausting, and wholly unsuitable for a child. Temesgen's small body struggled to stay balanced amongst the traffic at the taxi stand while he called out to passengers. Most days, he worked on an empty stomach.

"Every day I woke up at five in the morning and ran to the taxi station so that my employer did not replace me with another cheaper worker," he says.

Despite Temesgen's efforts, the family still could not always afford to eat. "On a good day, I might be able to feed my family twice a day. But there were also days when we skipped meals altogether," admits Temesgen's mother, Worku. As a mother, Worku's biggest regret is that her son had to be the breadwinner of the family. It was a role that no child should have to take on, but for many families living in such desperate situations, it is the only available coping mechanism and a way to ensure their survival.

Temesgen's body, weakened from hunger and hard work, eventually gave out. He fell from a moving taxi and broke his knee in several places. He is being treated at home and reluctantly taking a break, but still



Worku, Temesgen's mother, regrets that her child is the breadwinner of the family. © World Vision

attempts to find simple jobs that he can do to help make some money for his family.

World Vision knows that children suffering from hunger are often at risk of experiencing various forms of violence, such as child labour, so in addition to providing food and clean water to displaced families, they have set up a Child-Friendly Space, to protect and provide psychosocial support for children while offering a safe and supportive environment to play, learn, and interact with peers. The space is equipped with a range of resources and activities that are tailored to meet the needs of children from different age groups, such as toys, games, art supplies, and educational materials, and enables trained staff and volunteers to offer emotional support and counselling to children who may be experiencing trauma, anxiety, or other psychological distress.

Temesgen has become a frequent visitor to World Vision's Child-Friendly Space. He laughs when he plays with his friends, but the weight of his worries is still visible in his slumped shoulders and desperate eyes.

"A beautiful day to me is one where I'm well-fed, my mom is worry-free, and I'm able to get a good night's rest without interruption," he says. His greatest dream, despite having missed out on school for the past three years, is to return to school and one day become a teacher.

Families resort to child marriage to survive



1 in 9 households reported child marriage as one of their top concerns for children in their community

In some households, child marriage is still being used as a coping mechanism for decreased income. Early marriage seriously harms the development and well-being of girls, through limited education and employment opportunities, social isolation, domestic violence, and rape. Underaged girls who are married are vulnerable to early pregnancy and sexually transmitted diseases, including HIV and AIDS.

Despite these reverberating short- and long-term negative effects, significant numbers of families in Afghanistan and Niger – 12% and 7% respectively – reported using child marriage as a coping mechanism for decreased income. Both countries also had

exceptionally high rates of families reporting a decrease in their income in the past year – 95% in Afghanistan and 82% in Niger.¹²⁶

However, despite more than one in 10 families in Afghanistan turning to child marriage as a solution to cope with financial concerns, just 45% considered it the biggest issue faced by children – less than limited food or poor diet (67%), child labour (60%), and dropping out of school (55%). This may be due to the prevailing gender inequality in the country, and the fact that girls above 12 are effectively locked out of the economy and education. Without viable options for their daughters' futures, child marriage rates may be even higher than reported as families may have not disclosed this as negative practice; it may be simply fact of life. These results depict a sobering reality for families facing impossible choices in Afghanistan today, with much higher rates of child labour (47% compared to 19% overall) and keeping children home from school (46% compared to 25% overall) than compared to the other countries in our sample.



© World Vision / Azizullah Hayat

Debt grips families while child marriage costs girls their futures

“Our children are facing death and hunger; they must be protected from starvation and death.” – Zarin, 45-year-old father, Afghanistan

Before financial troubles struck Palwasha’s family and her father, Zarin, lost his income, their family of six could afford nutritious food. But like many families in Afghanistan, incomes have drastically declined since the political and economic turmoil brought about by the change in governance in August 2021.¹²⁷ According to World Vision’s survey, **95% of all households in Afghanistan indicated their household income decreased in 2023.**

Their family’s situation has been exacerbated by medical emergencies. When trying to keep his children alive, Zarin’s debt spiralled to the point that he could no longer meet repayments.

“One of my sons got sick and had cancer. I took him to Pakistan three times for treatment. The treatment did not work, and he died,” said Zarin. “My next son got sick with his appendix. I got a loan of 1,230,000 Afghani (AFN) [US\$14,200] for his treatment.”

The 45-year-old eventually lost everything. He gave up his farm to help pay off the loans. The family became homeless and were forced to relocate to a new city. The first night they arrived, they slept under a bridge. His family helped him secure another loan for a house, but again, his debt increased.

“My father sold me to the son of his debtor to pay off his debts. I am not happy about this, and I want him to take me back. I was crying when I found out.” – Palwasha, age 8, Afghanistan

Zarin explains: “I had to give my daughter to the lender who lent me more than others. I sold both my daughters to pay off my loans. I sold one of my daughters for 400,000 AFN [US\$4,600], and I sold another for 200,000 AFN [US\$2,300]. They wanted to take [another] one of my daughters this year, but our elders told my debtor that this girl is too young and not [ready] for marriage, so they gave us one more year. Despite giving my daughters to pay off my loans, I still owe 400,000 AFN [US\$4,600].”

Despite using child marriage as a coping mechanism, Palwasha’s sacrifice has not corresponded to an overall improvement in her family’s living conditions, which are still dire. Zarin and his wife go hungry so their other children can eat. “During this winter, my children and I slept hungry for three days and nights. We spent the winter with coldness and problems; we felt cold from night to morning.”



© World Vision / Azizullah Hayat

SECTION THREE: SOLUTIONS AND RECOMMENDATIONS

Where can positive change begin?

For the third year in a row, World Vision's survey of the issues facing forcibly displaced children and their families has illustrated the struggles and increased vulnerability and risks they are enduring. Now across 18 countries, the survey shows an unrolling tragedy as girls and boys are going hungry and being forced out of school and into work because of heightened food insecurity, the long-term socioeconomic impacts of the global pandemic, ongoing entrenched conflicts, and climate change.

The way that these drivers are compounding mounting hunger and malnutrition to push more countries and displaced populations into crisis around the world makes this, above all else, a children's crisis. Humanitarian needs are growing year-on-year and resources to even respond, let alone invest in resilience building and systems strengthening, are failing to keep pace. World Vision's recommendations to address the growing needs and reduce the significant protection risks faced by displaced children and their families remain consistent. It is essential that the girls, boys, women, and men forced to flee their homes, many for years, are not forgotten.

As a matter of urgency, World Vision recommends that:

National governments must:



Ensure domestic policy and practice aligns with international refugee law,

including the principle of non-refoulement, as well as international commitments to the Global Compact on Refugees,¹²⁸ guaranteeing unimpeded access to education and inclusion in the national education system; promoting economic opportunities and job creation, including provision of necessary work permits; and enabling access to health care for refugee children and their families, alongside host communities.



Employ child-sensitive national and local strategies to identify and provide timely durable solutions for children in their territory, addressing their unique needs and protecting their rights.¹²⁹



Reinforce and/or establish national child- and gender-sensitive social protection systems, ensuring adequate budgetary allocations, and putting in place accountability mechanisms to ensure that forcibly displaced families receive sufficient support to meet their children's food and nutrition needs, and can mitigate the food insecurity and loss of income that drive protection concerns.



Invest in national and local systems and services that protect children,

particularly: education; comprehensive case management; mental health and psychosocial support; and legal services, such as birth registration and recovery of lost legal documentation. Ensure this investment supports maintaining and strengthening national child protection systems and services to prevent and respond to the protection risks faced by all children, including the forcibly displaced, with support provided for both formal and informal referral pathways and partners, including faith leaders and their communities. These services must be freely available and accessible to all forcibly displaced children, including refugees and asylum seekers.



Ensure forcibly displaced children's non-discriminatory inclusion in and access to quality, protective, and inclusive early childhood, primary, secondary, and tertiary national education and learning systems, in line with the Global Compact for Refugees; and **provide integrated and relevant school health and nutrition services for all learners.**



Strengthen national health systems and integrate specific investments in human capital and gender transformation into national response and recovery plans for the impacts of COVID-19 and widespread child malnutrition, ensuring the non-discriminatory inclusion of forcibly displaced communities. These investments should **focus on the prevention and treatment of malnutrition and support the most vulnerable households and communities to adapt to and build their resilience to climate change and weather-related hazards** which are key drivers of food and nutrition crises and disproportionately affect children.

Donors must:



Urgently commit humanitarian assistance to meet the needs outlined in humanitarian and refugee response plans, particularly for 'forgotten crises' with chronically underfunded responses. Prioritise efforts to prevent and tackle the factors contributing most to the protection risks faced by forcibly displaced children, including food insecurity and malnutrition, loss of household income, lack of access to education, and the impacts of climate change; and fully-fund child protection appeals in alignment with the Alliance for Child Protection in Humanitarian Action's 2020 standing recommendation and its new call¹³⁰ to prioritise children and their protection in all humanitarian crises.



Allocate new, multi-year, flexible, predictable, and frontloaded funding to address the growing global hunger crisis, mitigate cuts to the delivery of food assistance for the displaced, and prevent more severe levels of food insecurity and malnutrition. This funding should include **stepped-up support to ensure displaced families, especially women of child-bearing age, pregnant women, and children under five, have access to essential health and nutrition services**. Increased funding for interventions such as basic nutrition

screenings and identification and support for breastfeeding mothers and infants and young children who are formula feeding is critical.



Invest in strengthening food systems at the same time as providing emergency food assistance, in alignment with a humanitarian-development-peace nexus approach to increasing food security and resilience.

Increase support for strengthening or establishing equitable, inclusive, and child-sensitive national social protection systems, including through the provision of stepped-up funding for multipurpose cash transfers accessible to all.



Prioritise and increase predictable, multi-year financing for dedicated child protection and education interventions, as well as critical school feeding and nutrition programmes, particularly in hosting countries facing acute food insecurity. This funding should include investment in increasing the capacity of the social service and child protection workforce, and child friendly accountability systems.

All humanitarian actors, including UN agencies and NGOs must:



Ensure the protection of children is prioritised in all humanitarian responses as a life-saving sector.

Humanitarian and refugee needs overviews and assessments should include age-specific and gender-sensitive data and analysis to inform response planning, and all humanitarian and refugee response plans should include a dedicated child protection appeal, accompanied by a sub-cluster/sector plan, actions, targets, and accountability mechanisms. Ongoing capacity building must also be provided to frontline humanitarian workers and local partners, including faith leaders, on child protection programming, mainstreaming, and advocacy.



Work collaboratively to ensure all forcibly displaced children have access to and are supported with access to health and nutrition services, food assistance, quality education, child protection, and other specialised services, particularly comprehensive case management and mental health and psychosocial support, in line with the Minimum Standards for Child Protection in Humanitarian Action,¹³¹ the Minimum Standards for Education in Emergencies and Protracted Crisis,¹³² and as a contribution to UNICEF's Core Commitments for Children in Humanitarian Action.¹³³



Ensure that all food security, livelihoods, and nutrition assessments, plans, and interventions mainstream child protection considerations to support the prevention and mitigation of violence and exploitation, including the specific protection issues experienced by forcibly displaced children. It is also critical that these efforts consider the heightened risks faced by displaced mothers with infants and young children and are inclusive of essential interventions such as basic nutrition screenings and identification and support for breastfeeding mothers and infants and young children who are using formula.



Collectively advocate to ensure the situation for forcibly displaced children reaches national governments and donor agencies, **prioritising opportunities to establish child-sensitive accountability mechanisms and amplify children's voices and participation** with safeguarding measures in place, to help realise critical political commitments and funding decisions to address their most urgent challenges.



Develop interventions that **support immediate needs, but also build resilience and self-reliance** in light of protracted displacement, through the full involvement of local responders and communities.

All parties to conflict must:



Abide by their obligations under international humanitarian, human rights, and refugee law – it is essential that children are protected from grave violations of their rights.



Facilitate safe, unimpeded access for all health, child protection, and other humanitarian workers and suppliers to ensure the timely delivery of lifesaving humanitarian assistance. This must include ensuring access for staff working to protect children.



© World Vision / Barbara Melo

SECTION FOUR: ANNEXES

Annexe 1. Datasets and household information

Table 1. Sample set and participant countries

	2021	2022	2023
Afghanistan			60 participants
Bangladesh		40 participants	
Brazil*	39 participants	26 participants	50 participants
Burkina Faso			61 participants
Colombia*	43 participants	46 participants	58 participants
DRC*	46 participants	40 participants	60 participants
Ecuador			35 participants
El Salvador			27 participants
Ethiopia			60 participants
Guatemala		39 participants	18 participants
Honduras		43 participants	21 participants
Jordan*	39 participants	42 participants	50 participants
Mali		41 participants	55 participants
Nicaragua			13 participants**
Niger			56 participants
Peru*	50 participants	41 participants	25 participants
South Sudan			27 participants
Türkiye	49 participants		
Uganda*	34 participants	46 participants	35 participants
Venezuela*	39 participants	63 participants	136 participants
Total Sample	339	467	847

* The seven countries which participated in the survey over three years are highlighted in orange.

** This is the first year that data has been collected from Nicaragua; some entries are test surveys

Table 2. Background characteristics of households surveyed – 2023

Country	Total sample	Female sample	Rural ¹³⁴	Semi-urban	Urban	Slum ¹³⁵	IDP/Refugee Camp
Afghanistan	60	47%	28%	15%	57%	13%	70%
Brazil	50	68%	10%	6%	84%	0%	4%
Burkina Faso	61	41%	8%	92%	0%	11%	89%
Colombia	58	75%	16%	9%	76%	41%	28%
DRC	60	50%	55%	0%	17%	0%	20%
Ecuador	35	79%	3%	6%	91%	37%	3%
El Salvador	27	65%	37%	22%	41%	59%	19%
Ethiopia	60	45%	0%	0%	100%	0%	100%
Guatemala	18	56%	22%	50%	28%	44%	39%
Honduras	21	57%	38%	5%	57%	33%	24%
Jordan	50	50%	32%	0%	0%	0%	100%
Mali	55	33%	2%	98%	0%	84%	16%
Nicaragua	13	62%	46%	23%	31%	0%	62%
Niger	56	34%	55%	45%	0%	21%	68%
Peru	25	68%	0%	24%	76%	36%	12%
South Sudan	27	74%	96%	4%	0%	11%	89%
Uganda	35	80%	100%	0%	0%	26%	71%
Venezuela	136	54%	28%	32%	40%	58%	15%
Overall	847	55%	29%	26%	39%	29%	45%

Table 3. Background characteristics of households surveyed – 2022

Country	Total sample	Female sample	Rural	Peri-urban	Urban	Slum	IDP/ Refugee Camp	Low-income neighbourhood
Bangladesh	40	50%	3%	0%	0%	0%	0%	0%
Brazil	26	81%	0%	0%	100%	8%	12%	77%
Colombia	46	80%	9%	33%	59%	17%	2%	72%
DRC	40	45%	100%	0%	0%	0%	100%	0%
Guatemala	39	61%	44%	3%	54%	5%	3%	28%
Honduras	43	81%	65%	2%	33%	19%	0%	51%
Jordan	42	67%	64%	0%	36%	14%	52%	31%
Mali	41	34%	0%	100%	0%	0%	100%	0%
Peru	41	49%	5%	44%	49%	0%	0%	98%
Uganda	46	53%	87%	4%	2%	0%	100%	0%
Venezuela	63	83%	19%	2%	79%	13%	2%	65%
Overall	467	63%	37%	17%	37%	7%	33%	39%

Table 4. Background characteristics of households surveyed - 2021

Country	Total sample	Female sample	Rural	Peri-urban	Urban	Slum	IDP/ Refugee Camp	Low-income neighbourhood
Brazil	39	72%	10%	0%	90%	15%	8%	72%
Colombia	43	81%	40%	26%	35%	14%	21%	63%
DRC	46	26%	100%	0%	0%	0%	26%	74%
Jordan	39	46%	100%	0%	0%	3%	72%	15%
Peru	50	80%	6%	36%	58%	8%	0%	72%
Türkiye	49	51%	2%	12%	86%	22%	0%	53%
Uganda	34	53%	94%	0%	0%	3%	82%	15%
Venezuela	39	90%	44%	0%	56%	15%	0%	64%
Overall	380	55%	48%	14%	38%	12%	21%	57%

Annexe 2. Methodology

This survey was conducted between March and April 2023 in 18 countries – Afghanistan, Brazil, Burkina Faso, Colombia, the DRC, Ecuador, El Salvador, Ethiopia, Guatemala, Honduras, Jordan, Mali, Nicaragua, Niger, Peru, South Sudan, Uganda, and Venezuela.

The survey used a mix of sampling methodologies (random, purposive, and convenience sampling) covering 847 households across all 18 countries, with the average number of 6 people per household. Breakdown by participating households by country are included in Annexe 1.

Enumerators made efforts to choose a range of locations and balance the type of living situation of refugees, asylum seekers, and internally displaced people. Respondents lived in many contexts, including urban, rural, semi-urban, slums, refugee/IDP camps, and other housing settings. A detailed breakdown is given for each country and survey year in the dataset annexe.

Given the differing countries and sample sizes over the years, our tables and graphs present two ways of looking at the data: all 18 countries and across the Three-Year Trends for the seven countries tracked since 2021. By looking at the Three-Year Trends separate from the 18-country analysis, we are better able to account for similarities within the sample due to context, even where the number surveyed varies. Still, there are differing sample sizes within those countries each year and this should be considered when interpreting results. Of the seven countries, two had double the number of respondents in 2023 than in 2022; two were 1.5 times larger; and two had a smaller sample size in 2023 than 2022.

Status of respondents	2021	2022	2023
Registered refugee	57%	33%	33%
Internally displaced	14%	13%	34%
Temporary residency permit	9%	9%	14%
Unregistered refugee	13%	8%	7%
On the move / other	5%	34%	12%
Rather not share	2%	3%	0%

Data aggregation

Datasets for 2021, 2022, and 2023 were aggregated, where possible. All survey items from 2023 were analysed and compared, where possible, against data from 2021 and 2022 to provide an 'overall' figure for the full sample. For the seven countries that were included all three years (Brazil, Colombia, the DRC, Jordan, Peru, Uganda, Venezuela), their results were compared for all years.

Limitations

The results are not representative of the whole refugee and IDP population in respective countries and are indicative of the situation faced by surveyed respondents in assessed locations at the time of assessment.

The 2023 survey included numerous adjustments/additions to questions to better reflect the current context (post-pandemic) and issues facing the respondents, which make comparisons to previous years challenging. Where this is relevant, the difference is described in Section Two: 'The situation for refugees in 2023'.

The sample size is both small at a country level and varies widely from year to year. For the full sample of countries, the number of respondents increased from 380 in 2021 to 467 in 2022, and 847 in 2023. Sample sizes within a country also varied dramatically by year – for instance, the number of respondents in Venezuela increased from 63 in 2022 to 136 in 2023, while Honduras decreased from 43 in 2022 to 21 in 2023. Data collected from Nicaragua should not be considered representative of displaced persons' situations or contexts in the country as the survey sample was extremely limited and some entries were test surveys. The full list of sample sizes by country and year is included in Annexe 1.

Annexe 3. Country profiles

BRAZIL



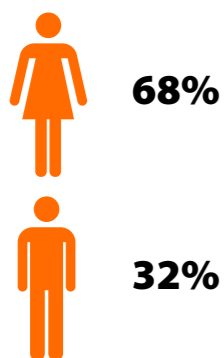
HOUSEHOLDS:

Total number of households surveyed: 50

Household location:
IDP/refugee camp – 4%
Slum – 0%
Other – 96%

Type of location:
Rural – 10%
Urban – 84%
Semi-urban - 6%

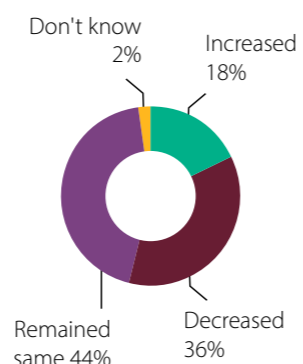
RESPONDENTS:



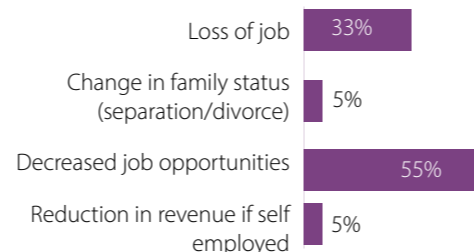
Impacts of crises on forcibly displaced persons



Has your income has gone up or down or remained the same over the last 12 months?



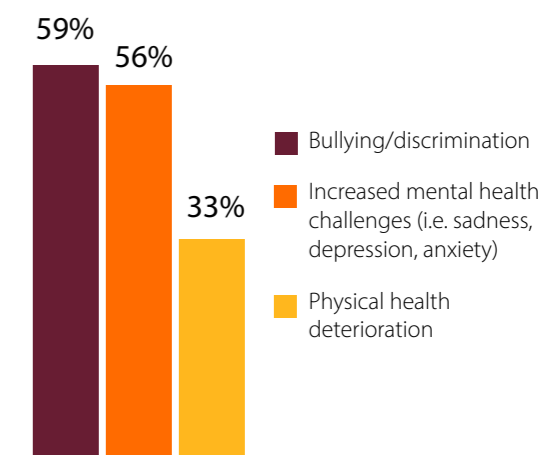
What factors contributed to your decreased income?



How well is your household currently able to afford/meet your expenses?

	Fully	Partially	Not at all
Food	38%	36%	24%
Rent (if applicable)	42%	28%	20%
Health care/medicine	58%	20%	12%
Education	30%	20%	42%
Transportation	14%	12%	20%
Personal hygiene and sanitation products	38%	34%	24%

What do you think are the top 3 biggest issues faced by children (under 18) in your community?



Ways forcibly displaced persons are coping with the impacts of the crises



What are you doing to compensate for your decreased income (multiple choice)?

- o 61% Reducing the quantity and quality of meals
- o 61% Borrowing from neighbours/relatives/friends
- o 61% Moving to another area where there's more work opportunities
- o 50% Using savings (cash in hand, savings, fixed deposit)
- o 50% Moving to another area/deciding on where to migrate based on where there's a better chance of receiving assistance
- o 33% Selling household items (i.e. jewellery, furniture, bicycle)
- o 27% Borrowing (i.e. loan) from informal institutions
- o 11% Selling productive/livelihood assets (i.e. land, shop, livestock, sewing machine)
- o 11% Borrowing (i.e. loan) from formal institutions (banks/financial institutions)
- o 5% Begging (Asking people you don't know for money)
- o 5% Other



Ways that households are coping with decreased incomes that affect individuals' well-being (multiple choice):

- o 50% Neglecting health-care needs
- o 33% Children accepting high-risk, dangerous, or exploitative work (e.g. transactional relationships)
- o 11% Keeping children at home from school
- o 11% Depending on children to take over household tasks, including agriculture, to free up other family members to work
- o 5% Adult family members accepting high-risk, dangerous, or exploitative work (e.g. transactional relationships)
- o 5% Sending children to live elsewhere

Ways forcibly displaced persons' physical and social well-being are being affected by the impacts of the crises



FOOD LESS AVAILABLE

In the past month, how often did you:

have no food at all in the house?
rarely 37% | sometimes 55% | often 7%

go to sleep hungry?
rarely 33% | sometimes 66% | often 0%

go a whole day and night without eating?
rarely 60% | sometimes 40% | often 0%



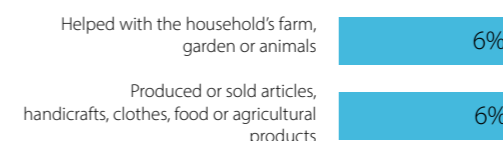
CHILDREN NOT IN SCHOOL

Do all school-age (6 to 17 years old) children in your household attend school?



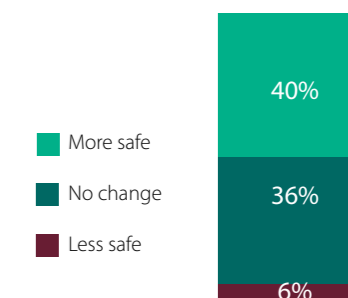
CHILDREN CONTRIBUTING TO HOUSEHOLD INCOME

Child participation in any income-generating activities (i.e. child labour) in the last 7 days

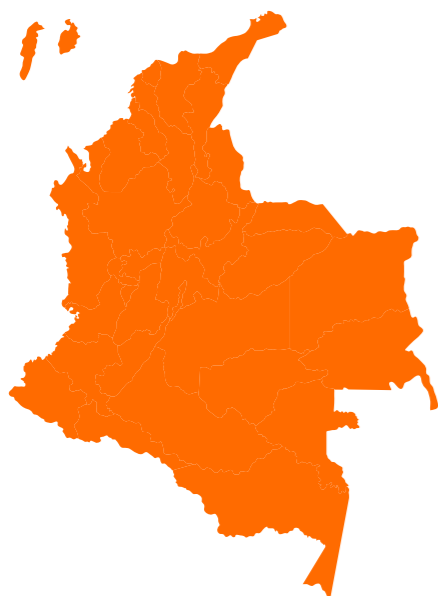


CHILD SAFETY

Do you think your community is a more or less safe place for children compared to last year (2022)?



COLOMBIA



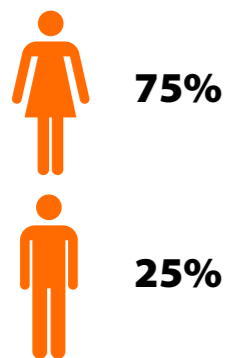
HOUSEHOLDS:

Total number of households surveyed: 58

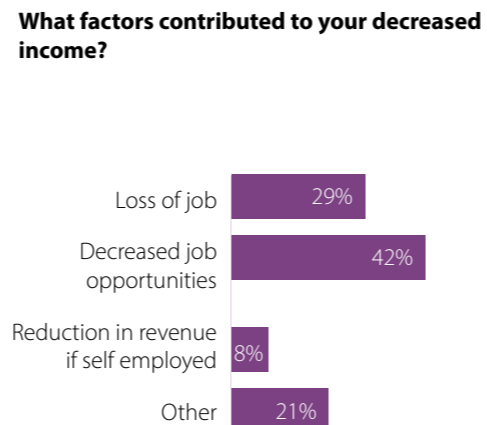
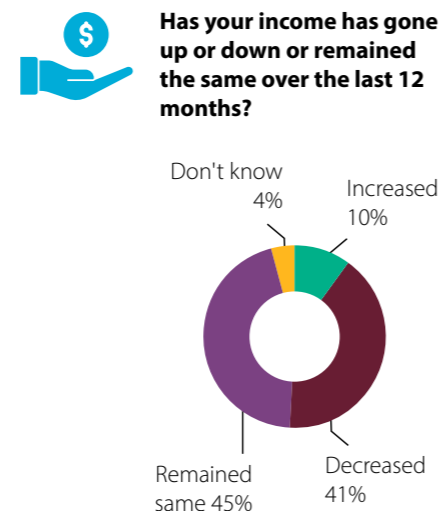
Household location:
IDP/refugee camp – 28%
Slum – 41%
Other – 31%

Type of location:
Rural – 16%
Urban – 76%
Semi-urban - 9%

RESPONDENTS:

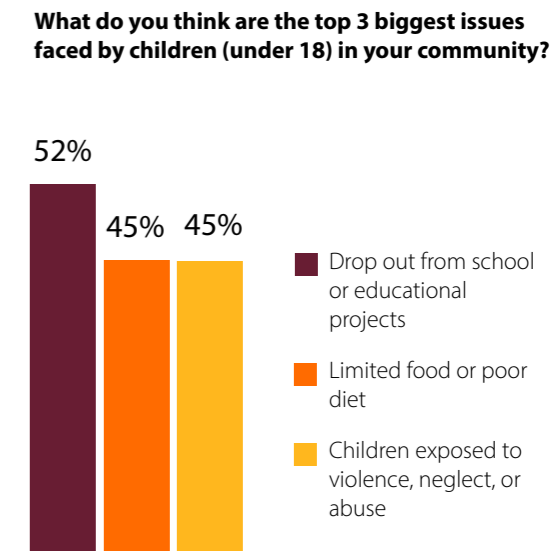


Impacts of crises on forcibly displaced persons



How well is your household currently able to afford/meet your expenses?

	Fully	Partially	Not at all
Food	8%	64%	26%
Rent (if applicable)	33%	45%	21%
Health care/ medicine	17%	34%	38%
Education	3%	46%	28%
Transportation	3%	21%	28%
Personal hygiene and sanitation products	24%	48%	24%



Ways forcibly displaced persons are coping with the impacts of the crises

-
- What are you doing to compensate for your decreased income (multiple choice)?**
- 75% Reduce the quantity and quality of meals
 - 70% Borrow from neighbour/relatives/friend
 - 37% Sell HH items (i.e. jewellery, furniture, bicycle)
 - 33% Moving to another area/deciding on where to migrate where better chance of receiving assistance
 - 29% Loan from informal institutions
 - 25% Moving to another area where more work opportunities
 - 20% Begging (Ask money from people you don't know)
 - 8% Using savings (cash in hand, savings, fixed deposit)
 - 4% Other

-
- Ways that households are coping with decreased incomes that affect individuals' well-being (multiple choice):**
- 25% Neglect health care needs
 - 21% Adult family members had to accept high risk, dangerous, or exploitative work (transactional relationships)
 - 16% Had to keep children at home from school
 - 8% Had to send children (anyone under 18) to work
 - 4% Children taking over household tasks, including agriculture, to free up other members to work
 - 4% Children of the family had to accept high risk, dangerous, or exploitative work (i.e. transactional relationships)
 - 4% Had to send children to live elsewhere

Ways forcibly displaced persons' physical and social well-being are being affected by the impacts of the crises

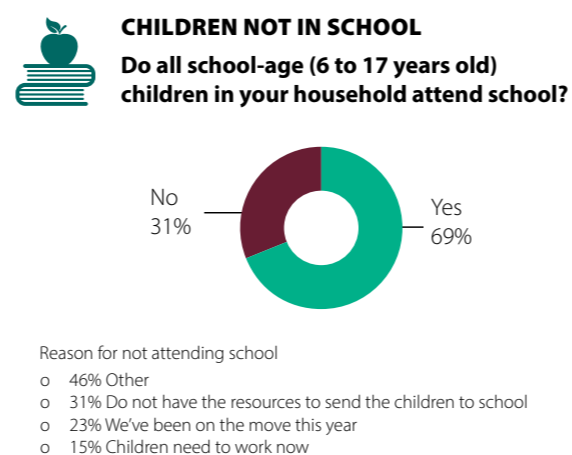
FOOD LESS AVAILABLE

In the past month, how often did you:

have no food at all in the house?
rarely 23% | sometimes 77%

go to sleep hungry?
rarely 60% | sometimes 40%

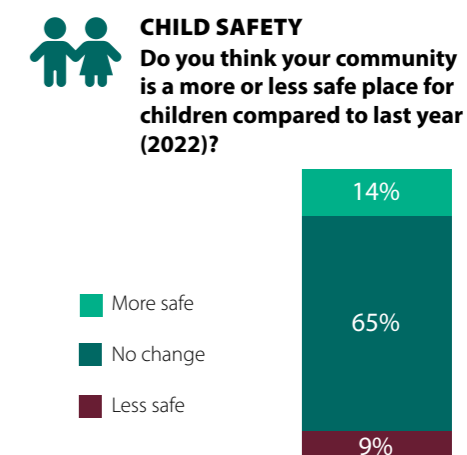
go a whole day and night without eating?
rarely 67% | sometimes 33%



CHILDREN CONTRIBUTING TO HOUSEHOLD INCOME

Child participation in any income-generating activities (i.e. child labour) in the last 7 days

Helped with the household's farm, garden or animals: **9%**



DEMOCRATIC REPUBLIC OF THE CONGO



HOUSEHOLDS:

Total number of households surveyed: 60

Household location:
IDP/refugee camp – 20%
Other – 80%

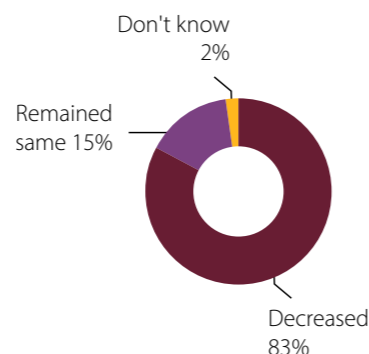
Type of location:
Rural – 55%
Urban – 17%

RESPONDENTS:

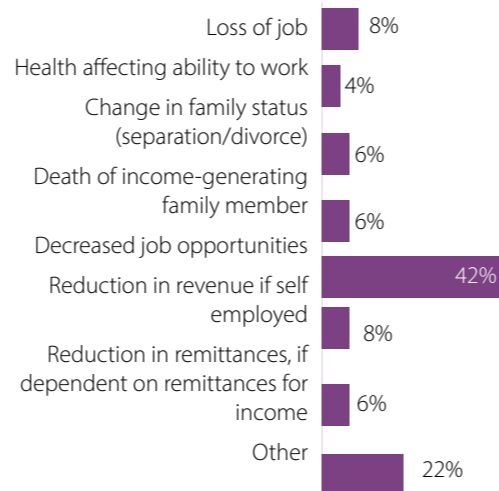


Impacts of crises on forcibly displaced persons

Has your income gone up or down or remained the same over the last 12 months?



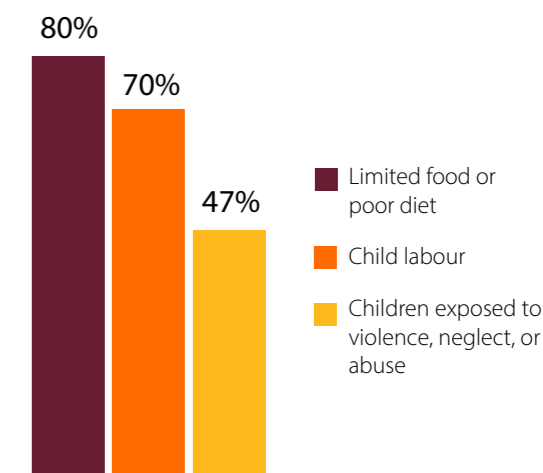
What factors contributed to your decreased income?



How well is your household currently able to afford/meet your expenses?

	Fully	Partially	Not at all
Food	10%	87%	3%
Rent (if applicable)	10%	47%	43%
Health care/medicine	10%	90%	0%
Education	0%	45%	53%
Transportation	15%	67%	18%
Personal hygiene and sanitation products	15%	78%	7%

What do you think are the top 3 biggest issues faced by children (under 18) in your community?



Ways forcibly displaced persons are coping with the impacts of the crises

What are you doing to compensate for your decreased income (multiple choice)?

- 98% Reduce the quantity and quality of meals
- 96% Borrow from neighbour/relatives/friend
- 54% Moving to another area/deciding on where to migrate where better chance of receiving assistance
- 54% Moving to another area where more work opportunities
- 34% Sell HH items (i.e. jewellery, furniture, bicycle)
- 32% Sell productive asset/livelihood asset (i.e. land, shop, livestock, sewing machine)
- 32% Begging (Ask money from people you don't know)
- 10% Using savings (cash in hand, savings, fixed deposit)
- 8% Loan from informal institutions
- 6% Other

Ways that households are coping with decreased incomes that affect individuals' well-being (multiple choice):

- 24% Children taking over household tasks, including agriculture, to free up other members to work
- 14% Had to send children (anyone under 18) to work
- 12% Neglect health care needs
- 8% Had to keep children at home from school
- 6% Had to send children to live elsewhere

Ways forcibly displaced persons' physical and social well-being are being affected by the impacts of the crises

FOOD LESS AVAILABLE

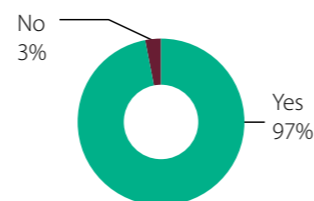
In the past month, how often did you:

have no food at all in the house?
rarely 53% | sometimes 40% | often 7%

go to sleep hungry?
rarely 52% | sometimes 44% | often 4%

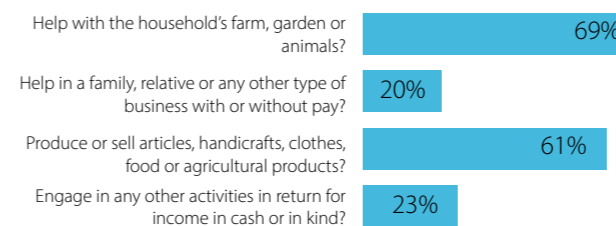
go a whole day and night without eating?
rarely 63% | sometimes 31% | often 6%

CHILDREN NOT IN SCHOOL
Do all school-age (6 to 17 years old) children in your household attend school?

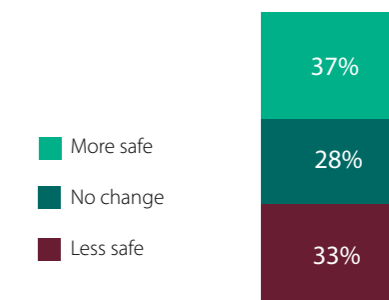


Reason for not attending school
o 100% Do not have the resources to send the children to school

CHILDREN CONTRIBUTING TO HOUSEHOLD INCOME
Child participation in any income-generating activities (i.e. child labour) in the last 7 days



CHILD SAFETY
Do you think your community is a more or less safe place for children compared to last year (2022)?

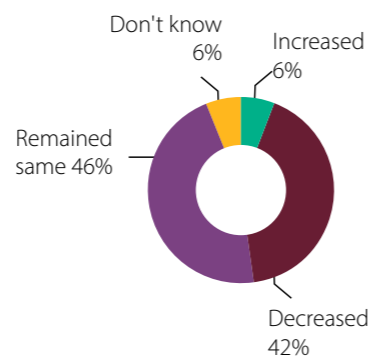


JORDAN

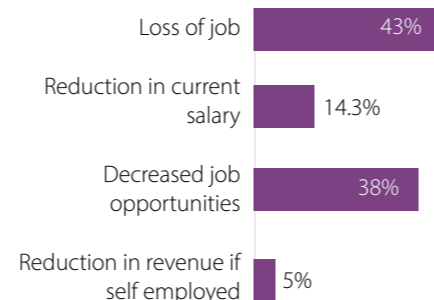


Impacts of crises on forcibly displaced persons

Has your income gone up or down or remained the same over the last 12 months?



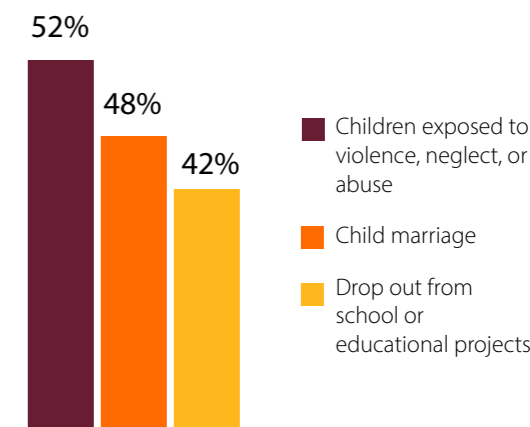
What factors contributed to your decreased income?



How well is your household currently able to afford/meet your expenses?

	Fully	Partially	Not at all
Food	10%	68%	22%
Rent (if applicable)	-	-	100%
Health care/medicine	10%	90%	0%
Education	4%	12%	84%
Transportation	0%	6%	94%
Personal hygiene and sanitation products	12%	38%	50%

What do you think are the top 3 biggest issues faced by children (under 18) in your community?



HOUSEHOLDS:

Total number of households surveyed: 50

Household location: IDP/refugee camp – 100%

Type of location: Rural – 100%

Ways forcibly displaced persons are coping with the impacts of the crises

What are you doing to compensate for your decreased income (multiple choice)?

- 81% Borrow from neighbour/relatives/friend
- 76% Reduce the quantity and quality of meals
- 29% Sell HH items (i.e. jewellery, furniture, bicycle)
- 14% Using savings (cash in hand, savings, fixed deposit)
- 9% Sell productive asset/livelihood asset (i.e. land, shop, livestock, sewing machine)
- 5% Moving to another area where more work opportunities

Ways that households are coping with decreased incomes that affect individuals' well-being (multiple choice):

- 29% Neglect health care needs
- 9% Adult family members had to accept high risk, dangerous, or exploitative work (transactional relationships)
- 9% Had to send children to live elsewhere
- 5% Had to send children (anyone under 18) to work
- 5% Had to keep children at home from school

Ways forcibly displaced persons' physical and social well-being are being affected by the impacts of the crises

RESPONDENTS:



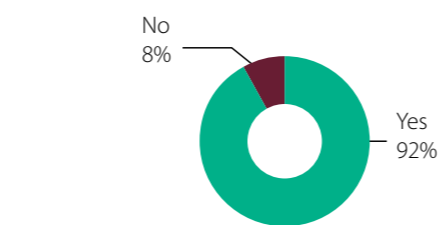
FOOD LESS AVAILABLE

In the past month, how often did you:

- have no food at all in the house?** rarely 7% | sometimes 33% | often 60%
- go to sleep hungry?** rarely 0% | sometimes 50% | often 50%
- go a whole day and night without eating?** rarely 0% | sometimes 50% | often 50%

CHILDREN NOT IN SCHOOL

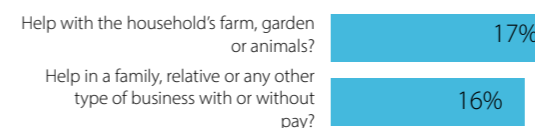
Do all school-age (6 to 17 years old) children in your household attend school?



- Reason for not attending school
- 67% Other
 - 33% The school is permanently closed
 - 33% Do not have the resources to send the children to school

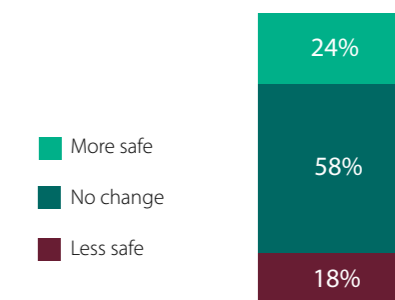
CHILDREN CONTRIBUTING TO HOUSEHOLD INCOME

Child participation in any income-generating activities (i.e. child labour) in the last 7 days



CHILD SAFETY

Do you think your community is a more or less safe place for children compared to last year (2022)?

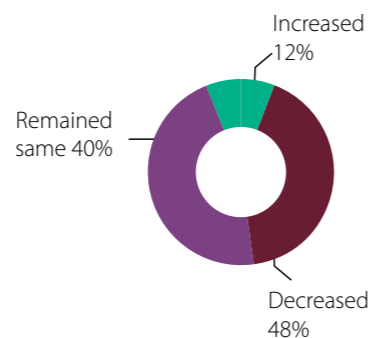


PERU

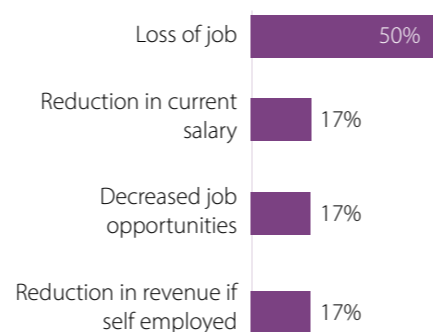


Impacts of crises on forcibly displaced persons

Has your income has gone up or down or remained the same over the last 12 months?



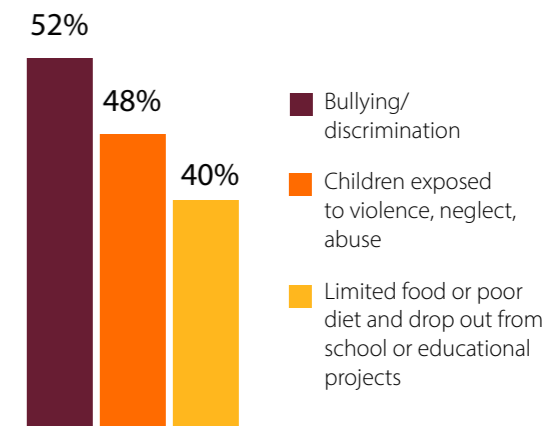
What factors contributed to your decreased income?



How well is your household currently able to afford/meet your expenses?

	Fully	Partially	Not at all
Food	20%	52%	28%
Rent (if applicable)	20%	72%	8%
Health care/ medicine	8%	56%	32%
Education	36%	48%	12%
Transportation	0%	6%	94%
Personal hygiene and sanitation products	32%	56%	12%

What do you think are the top 3 biggest issues faced by children (under 18) in your community?



HOUSEHOLDS:

Total number of households surveyed: 25

Household location:
 IDP/refugee camp – 12%
 Slum – 36%
 Other – 52%

Type of location:
 Urban – 76%
 Semi-urban - 24%

Ways forcibly displaced persons are coping with the impacts of the crises



What are you doing to compensate for your decreased income (multiple choice)?

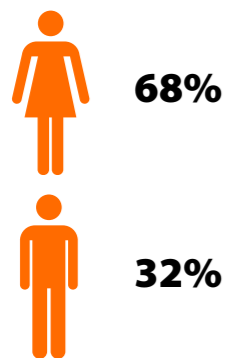
- o 92% Reduce the quantity and quality of meals
- o 83% Borrow from neighbour/relatives/friend
- o 58% Using savings (cash in hand, savings, fixed deposit)
- o 58% Moving to another area/deciding on where to migrate where better chance of receiving assistance
- o 58% Moving to another area where more work opportunities
- o 42% Sell HH items (i.e. jewellery, furniture, bicycle)
- o 17% Loan from informal institutions
- o 17% Begging (Ask money from people you don't know)
- o 8% Loan from formal institutions (bank/financial institutions)



Ways that households are coping with decreased incomes that affect individuals' well-being (multiple choice):

- o 75% Neglect health care needs
- o 17% Had to keep children at home from school
- o 8% Had to send children (anyone under 18) to work
- o 8% Children taking over household tasks, including agriculture, to free up other members to work
- o 8% Adult family members had to accept high risk, dangerous, or exploitative work (transactional relationships)

RESPONDENTS:



Ways forcibly displaced persons' physical and social well-being are being affected by the impacts of the crises



FOOD LESS AVAILABLE

In the past month, how often did you:

have no food at all in the house?
 rarely 14% | sometimes 86%

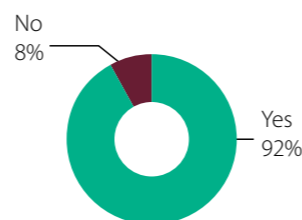
go to sleep hungry?
 rarely 20% | sometimes 60% | often 20%

go a whole day and night without eating?
 rarely 25% | sometimes 75%



CHILDREN NOT IN SCHOOL

Do all school-age (6 to 17 years old) children in your household attend school?

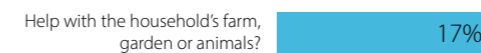


Reason for not attending school
 o 100% Only girls should attend school



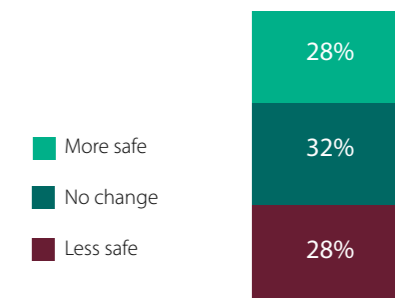
CHILDREN CONTRIBUTING TO HOUSEHOLD INCOME

Child participation in any income-generating activities (i.e. child labour) in the last 7 days



CHILD SAFETY

Do you think your community is a more or less safe place for children compared to last year (2022)?

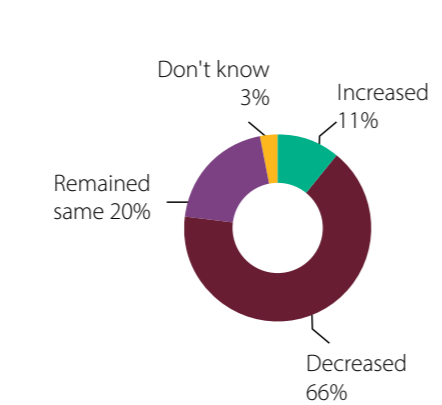


UGANDA

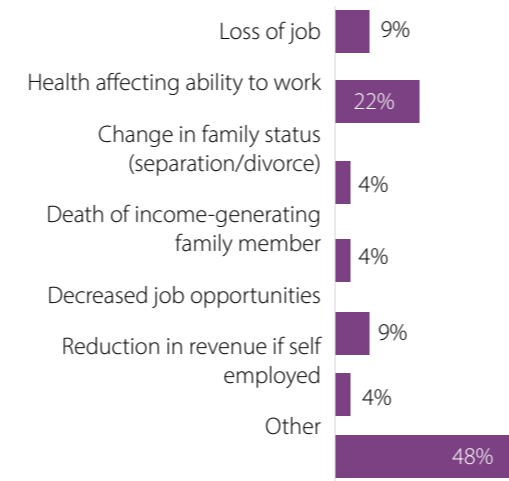


Impacts of crises on forcibly displaced persons

Has your income has gone up or down or remained the same over the last 12 months?



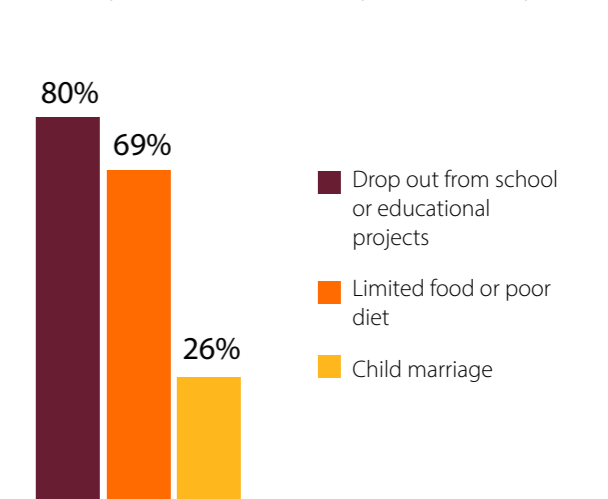
What factors contributed to your decreased income?



How well is your household currently able to afford/meet your expenses?

	Fully	Partially	Not at all
Food	9%	86%	6%
Rent (if applicable)	40%	3%	51%
Health care/medicine	23%	71%	6%
Education	43%	49%	3%
Transportation	9%	11%	69%
Personal hygiene and sanitation products	43%	51%	6%

What do you think are the top 3 biggest issues faced by children (under 18) in your community?



HOUSEHOLDS:

Total number of households surveyed: 35

Household location:
IDP/refugee camp – 71%
Slum – 26%
Other – 3%

Type of location:
Rural – 100%

Ways forcibly displaced persons are coping with the impacts of the crises

What are you doing to compensate for your decreased income (multiple choice)?

- 83% Reduce the quantity and quality of meals
- 30% Using savings (cash in hand, savings, fixed deposit)
- 26% Borrow from neighbour/relatives/friend
- 17% Loan from informal institutions
- 13% Moving to another area where more work opportunities
- 9% Sell HH items (i.e. jewellery, furniture, bicycle)
- 9% Sell productive asset/livelihood asset (i.e. land, shop, livestock, sewing machine)
- 9% Begging (Ask money from people you don't know)
- 9% Moving to another area/deciding on where to migrate where better chance of receiving assistance

Ways that households are coping with decreased incomes that affect individuals' well-being (multiple choice):

- 30% Children taking over household tasks, including agriculture, to free up other members to work
- 26% Had to send children (anyone under 18) to work
- 9% Had to keep children at home from school
- 9% Neglect health care needs
- 9% Adult family members had to accept high risk, dangerous, or exploitative work (transactional relationships)
- 4% Had to send children to live elsewhere
- 4% Early marriage for children

Ways forcibly displaced persons' physical and social well-being are being affected by the impacts of the crises

RESPONDENTS:



FOOD LESS AVAILABLE

In the past month, how often did you:

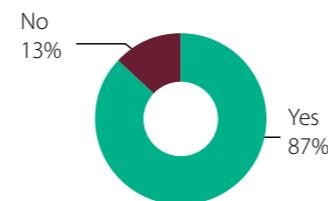
have no food at all in the house?
rarely 83% | sometimes 17% |

go to sleep hungry?
rarely 77% | sometimes 23% |

go a whole day and night without eating?
rarely 75% | sometimes 25% |

CHILDREN NOT IN SCHOOL

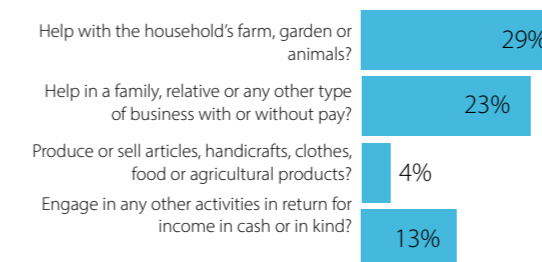
Do all school-age (6 to 17 years old) children in your household attend school?



- Reason for not attending school**
- 25% Do not have the resources to send the children to school
 - 75% Other

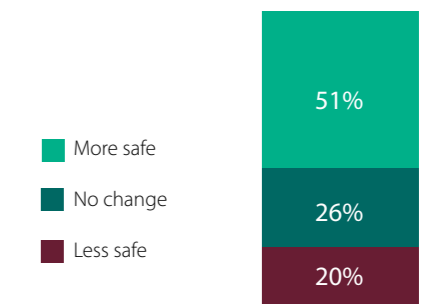
CHILDREN CONTRIBUTING TO HOUSEHOLD INCOME

Child participation in any income-generating activities (i.e. child labour) in the last 7 days



CHILD SAFETY

Do you think your community is a more or less safe place for children compared to last year (2022)?



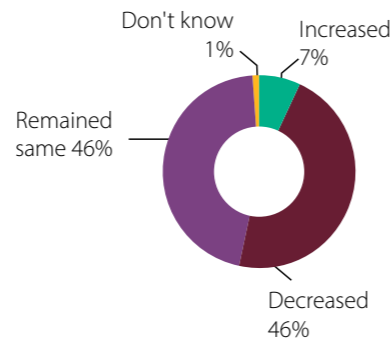
VENEZUELA



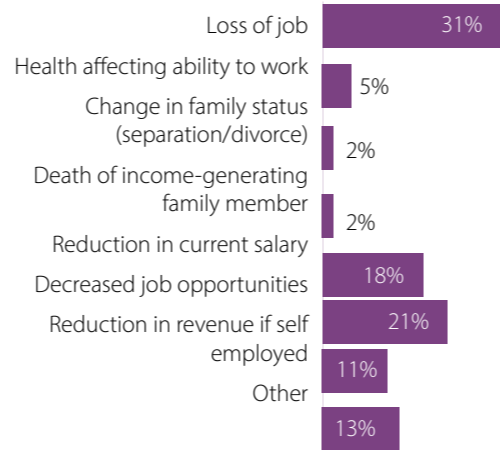
Impacts of crises on forcibly displaced persons



Has your income gone up or down or remained the same over the last 12 months?



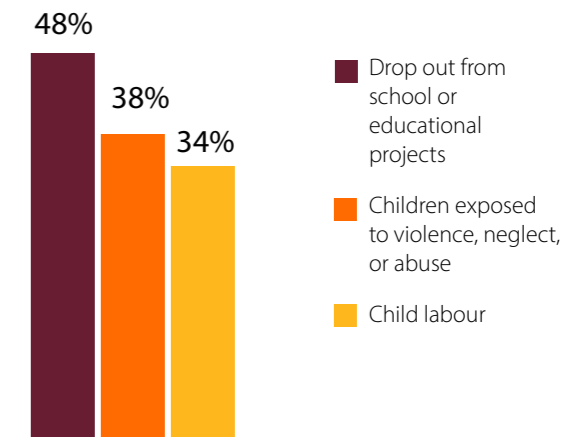
What factors contributed to your decreased income?



How well is your household currently able to afford/meet your expenses?

	Fully	Partially	Not at all
Food	8%	63%	29%
Rent (if applicable)	12%	38%	21%
Health care/medicine	10%	35%	49%
Education	11%	51%	34%
Transportation	10%	46%	33%
Personal hygiene and sanitation products	15%	53%	32%

What do you think are the top 3 biggest issues faced by children (under 18) in your community?



HOUSEHOLDS:

Total number of households surveyed: 136

Household location:
 IDP/refugee camp – 15%
 Slum – 58%
 Other – 27%

Type of location:
 Rural – 28%
 Urban – 40%
 Semi-urban - 32%

Ways forcibly displaced persons are coping with the impacts of the crises



What are you doing to compensate for your decreased income (multiple choice)?

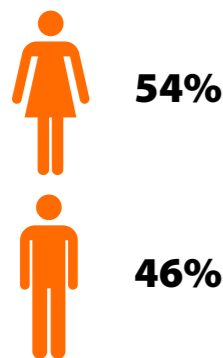
- o 57% Reduce the quantity and quality of meals
- o 56% Borrow from neighbour/relatives/friend
- o 49% Using savings (cash in hand, savings, fixed deposit)
- o 44% Sell HH items (i.e. jewellery, furniture, bicycle)
- o 44% Moving to another area/deciding on where to migrate where better chance of receiving assistance
- o 41% Moving to another area where more work opportunities
- o 19% Loan from informal institutions
- o 11% Sell productive asset/livelihood asset (i.e. land, shop, livestock, sewing machine)
- o 6% Loan from formal institutions (bank/financial institutions)
- o 2% Begging (Ask money from people you don't know)
- o 2% Other



Ways that households are coping with decreased incomes that affect individuals' well-being (multiple choice):

- o 21% Neglect health care needs
- o 19% Adult family members had to accept high risk, dangerous, or exploitative work (transactional relationships)
- o 10% Had to keep children at home from school
- o 6% Children taking over household tasks, including agriculture, to free up other members to work
- o 5% Children of the family had to accept high risk, dangerous, or exploitative work (i.e. transactional relationships)
- o 3% Had to send children to live elsewhere
- o 3% Had to send children (anyone under 18) to work
- o 3% Had to send children to live elsewhere

RESPONDENTS:



Ways forcibly displaced persons' physical and social well-being are being affected by the impacts of the crises



FOOD LESS AVAILABLE

In the past month, how often did you:

have no food at all in the house?
 rarely 29% | sometimes 65% | often 6%

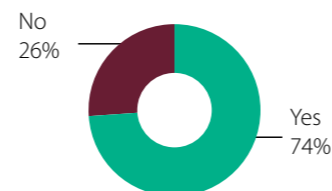
go to sleep hungry?
 rarely 28% | sometimes 68% | often 5%

go a whole day and night without eating?
 rarely 30% | sometimes 67% | often 4%



CHILDREN NOT IN SCHOOL

Do all school-age (6 to 17 years old) children in your household attend school?

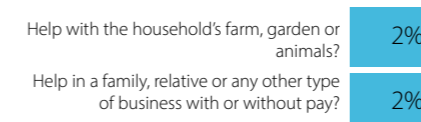


- Reason for not attending school
- o 36% Do not have the resources to send the children to school
 - o 7% Only boys should attend school
 - o 57% Other



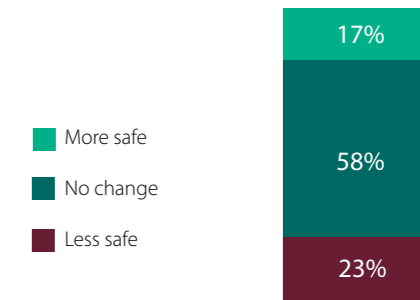
CHILDREN CONTRIBUTING TO HOUSEHOLD INCOME

Child participation in any income-generating activities (i.e. child labour) in the last 7 days



CHILD SAFETY

Do you think your community is a more or less safe place for children compared to last year (2022)?



ENDNOTES

- ¹ World Vision International (WVI) (6 July 2022). World Vision's Global Hunger Response. Available from: <https://www.wvi.org/publications/capacity-statement/emergencies/world-visions-global-hunger-response>
- ² Adams, R. (24 July 2020) 'UK children could 'lose 3% of lifetime earnings' due to lockdown school closures', The Guardian. Available from: <https://www.theguardian.com/education/2020/jul/24/uk-children-could-lose-3-of-lifetime-earnings-due-to-lockdown-school-closures> [Accessed as of 5 June 2023].
- ³ International Labour Office (ILO) (2021) International labour conference, 109th session: Inequalities and the world of work, Available from: https://www.ilo.org/wcmsp5/groups/public/---ed_norm/---relconf/documents/meetingdocument/wcms_792123.pdf
- ⁴ Watkins, K. (25 July 2022) 'The UN wants to educate children – it will succeed only if it feeds them first', The Guardian. Available from: <https://www.theguardian.com/global-development/2022/jul/25/the-un-wants-to-educate-children-it-will-succeed-only-if-it-feeds-them-first> [Accessed as of 5 June 2023].
- ⁵ As of 31 December 2022. Internal displacement monitoring centre (iDMC) (May 2023) 2023 Global report on internal displacement, Available from: <https://www.internal-displacement.org/publications/2023-global-report-on-internal-displacement> p8.
- ⁶ "In 2022, about 19.7 million refugees and asylum seekers were hosted in 55 out of the 58 food-crisis countries/ territories, marking a significant increase from 15.3 million people in the 52 food-crisis countries/territories in 2021." (i.e. 4.4 million more people – 22% of 19.7 million) See: International Food Security Network (FSIN) and Global Network Against Food Crises (GNAFC) (2023) Global Report on Food Crises (GRFC) 2023, Available from: <https://www.fsinplatform.org/sites/default/files/resources/files/GRFC2023-compressed.pdf> p9.
- ⁷ 1 in 77 people were forcibly displaced in 2022 compared to 1 in 167 in 2012. The United Nations Refugee Agency (UNHCR) (September 2022) Mid-year trends, Available from: <https://www.unhcr.org/media/mid-year-trends-2022> p5.
- ⁸ UNHCR (16 June 2022) 'Global displacement hits another record, capping decade-long rising trend', Available from: <https://www.unhcr.org/us/news/news-releases/unhcr-global-displacement-hits-another-record-capping-decade-long-rising-trend>; UNHCR (n.d.) 'Figures at a glance', Available from: <https://www.unhcr.org/figures-at-a-glance.html> [Accessed as of 30 May 2022].
- ⁹ [UNHCR \(September 2022\)](#) p4.
- ¹⁰ Danish Refugee Council (March 2023) Global displacement forecast 2023: Using data modelling to predict displacement crises, Available from: https://pro.drc.ngo/media/4c5hxa5c/230310_global_displacement_forecast_report_2023.pdf p9.
- ¹¹ UNHCR (2021) Global trends forced displacement in 2021. Available from: <https://www.unrefugees.org.uk/wp-content/uploads/Global-Trends-2021.pdf>
- ¹² [FSIN and GNAFC \(2023\)](#) p9.
- ¹³ [Ibid.](#)
- ¹⁴ [Ibid.](#) For more information on IPC, see: IPC (n.d.) 'IPC overview and classification system', Available from: <https://www.ipcinfo.org/ipcinfo-website/ipc-overview-and-classification-system/en/> [Accessed as of: 12 May 2023].
- ¹⁵ See [iDMC \(May 2023\)](#) p8 and [UNHCR \(September 2022\)](#) p5.
- ¹⁶ See: United Nations Conference on Trade and Development (UNCTAD) 'UN list of least developed countries', Available from: <https://unctad.org/topic/least-developed-countries/list> [Accessed as of 5 June 2023] and Office for the Coordination of Humanitarian Affairs (OCHA) (1 December 2022) Global humanitarian overview 2023, Available from: <https://humanitarianaction.info/gho2023>
- ¹⁷ [OCHA \(1 December 2022\)](#) p5.
- ¹⁸ [FSIN and GNAFC \(2023\)](#) p7.
- ¹⁹ [FSIN and GNAFC \(2023\)](#) pp7–8.
- ²⁰ United Nations Children's Fund (UNICEF) (n.d.) 'Child poverty: Children are more likely to live in poverty than adults. They're also more vulnerable to its effects', Available from: <https://www.unicef.org/social-policy/child-poverty> [Accessed as of 5 June 2023].
- ²¹ UNICEF (June 2022) 'Child displacement', Available from: <https://data.unicef.org/topic/child-migration-and-displacement/displacement/> [Accessed as of 5 June 2023].
- ²² United Nations Educational, Scientific and Cultural Organization (UNESCO) (20 April 2023) 'World poverty could be cut in half if all adults completed secondary education', Available from: <https://www.unesco.org/gem-report/en/articles/world-poverty-could-be-cut-half-if-all-adults-completed-secondary-education> [Accessed as of 5 June 2023].
- ²³ [OCHA \(1 December 2022\)](#).
- ²⁴ [Danish Refugee Council \(March 2023\)](#).
- ²⁵ See: The New Humanitarian (n.d.) 'The 25 crises that shaped history', Available from: <https://www.thenewhumanitarian.org/Rethinking-humanitarianism-25-crises-shaped-history> [Accessed as of 5 June 2023].
- ²⁶ iDMC (December 2015) 'The drivers that force people to flee', Available from: <https://www.internal-displacement.org/expert-opinion/the-drivers-that-force-people-to-flee> [Accessed as of 5 June 2023].
- ²⁷ FSIN and GNAFC (May 2020) GRFC 2020, Available from: <https://docs.wfp.org/api/documents/WFP-0000114546/download/?ga=2.52275753.1066498974.1685734330-1535484766.1677601184> p3.

- ²⁸ Center for Preventative Action (CPA) (25 April 2023) 'Conflict in the Democratic Republic of Congo' Council on Foreign Relations (CFR), Available from: <https://www.cfr.org/global-conflict-tracker/conflict/violence-democratic-republic-congo> [Accessed as of 5 June 2023].
- ²⁹ CPA (12 May 2022) 'Civil war in South Sudan', CFR, Available from: <https://www.cfr.org/global-conflict-tracker/conflict/civil-war-south-sudan> [Accessed as of 5 June 2023].
- ³⁰ WVI (12 March 2023) Dire consequences: 12 years of suffering in Syria, Available from: <https://www.wvi.org/publications/hunger-crisis/dire-consequences-12-years-suffering-syria>
- ³¹ UNHCR (2022) UNHCR Yemen: 2022 strategy and action plan, Available from: <https://reliefweb.int/sites/reliefweb.int/files/resources/UNHCR%20Yemen%202022%20Strategy%20and%20Action%20Plan.pdf>
- ³² WVI (24 June 2022) Five years on: Bangladesh Rohingya Crisis Response 2017 – 2022, Available from: <https://www.wvi.org/publications/report/world-vision-rohingya-refugee-response/five-years-report-bangladesh-rohingya>
- ³³ World Vision (WV) Canada (2 November 2020) 'Northern Triangle: Terrifying to live in, dangerous to leave', Available from: <https://www.worldvision.ca/stories/child-protection/northern-triangle> [Accessed as of 5 June 2023].
- ³⁴ WVI (2022) Calling the shots: Empowering communities during COVID-19, Available from: <https://www.wvi.org/publications/annual-report/coronavirus-health-crisis/calling-shots-empowering-communities-during> p38.
- ³⁵ See: Center for Disease Control (CDC) (19 March 2021) Science brief: Transmission of SARS-CoV-2 in K-12 schools, Available from: https://www.cdc.gov/coronavirus/2019-ncov/science/science-briefs/transmission_k_12_schools.html#covid-19-children-adolescents and Medical Express, (21 January 2021) Kids highly likely to transmit coronavirus to others: Study, Available from: <https://medicalxpress.com/news/2021-01-kids-highly-transmit-coronavirus.html>
- ³⁶ Valette, D. et al. (11 June 2021) High risk, low priority: Refugees excluded from COVID-19 vaccine roll-out, WVI, Available from: <https://www.wvi.org/publications/in-an-instant/high-risk-low-priority-refugees-excluded-covid-19-vaccine-rollout>
- ³⁷ UNICEF (7 March 2021) COVID-19: A threat to progress against child marriage, Available from: <https://data.unicef.org/resources/covid-19-a-threat-to-progress-against-child-marriage/>
- ³⁸ UNICEF (n.d.) 'COVID-19 and children: UNICEF data hub', Available from: <https://data.unicef.org/covid-19-and-children/> [Accessed as of 7 June 2023].
- ³⁹ United Nations (UN) (22 April 2021) 'Climate change link to displacement of most vulnerable is clear: UNHCR' Available from: <https://news.un.org/en/story/2021/04/1090432> [Accessed as of 5 June 2023].
- ⁴⁰ Clement, V. et al. (2021) Groundswell part 2: Acting on internal climate migration, World Bank, Available from: <https://openknowledge.worldbank.org/entities/publication/2c9150df-52c3-58ed-9075-d78ea56c3267>
- ⁴¹ UN (22 April 2021).
- ⁴² The Lake Chad Basin is located in north-central Africa and comprised of regions within seven countries, including: Nigeria, Niger, Algeria, Sudan, the Central African Republic (CAR), Chad, and Cameroon. See: FAO (n.d.) 'The Lake Chad Basin', Available from: <https://www.fao.org/3/W4347E/w4347e0j.htm> [Accessed as of 5 June 2023].
- ⁴³ See: Tower, A. (28 October 2021) Climate change loss and damage: A Lake Chad Basin case study, Climate Refugees, Available from: <https://www.climate-refugees.org/reports/case-study-loss-and-damage>.
- ⁴⁴ Mbiyozo, A. (27 September 2022) 'A new declaration could set a precedent for regional cooperation on Africa's climate-change crisis', Institute for Security Studies, Available from: <https://issafrica.org/iss-today/east-africa-and-the-horn-light-the-way-for-climate-migrants>
- ⁴⁵ OCHA (8 March 2023) 'Ethiopia: Humanitarian response plan summary 2023', Available from: <https://reliefweb.int/report/ethiopia/ethiopia-humanitarian-response-plan-summary-2023>
- ⁴⁶ Carrington, D. (16 January 2023) 'Warning of unprecedented heatwaves as El Niño set to return in 2023', Available from: <https://www.theguardian.com/environment/2023/jan/16/return-of-el-nino-will-cause-off-the-chart-temperature-rise-climate-crisis> [Accessed as of 5 June 2023].
- ⁴⁷ Ritchie, E. and Breed D. (20 September 2022) 'The Ukraine crisis and diverted aid: What we know so far', Development Initiatives, Available from: <https://devinit.org/resources/ukraine-crisis-diverted-aid-what-we-know/>
- ⁴⁸ Financial Tracking Service (FTS) (n.d.) 'Trends in response plan/appeal requirements', OCHA, Available from: <https://fts.unocha.org/appeals/overview/2023> [Accessed as of 5 June 2023].
- ⁴⁹ US\$4,748.8 million received out of US\$6,143 million needed with the Ukraine Flash Appeal receiving 87.5% of its required funding and the Ukraine Regional Refugee Response Plan receiving 53.7% of its funding. See: FTS (n.d.-a) 'Appeals and response plans 2022', OCHA, Available from: <https://fts.unocha.org/appeals/overview/2022> [Accessed as of 5 June 2023].
- ⁵⁰ FTS (n.d.-b) 'Appeals and response plans 2023', OCHA, Available from: <https://fts.unocha.org/appeals/overview/2023> [Accessed as of 5 June 2023].
- ⁵¹ US\$1,088.5 million received out of US\$5,631.2 million needed.
- ⁵² Made from nitrogen and phosphorus, as well as potassium. See: Chhiber, N. (11 July 2022) 'A supply side commentary on the agricultural sector in the current climate', Centre for Responsible Business, Available from: <https://c4rb.org/parallel/a-supply-side-commentary-on-the-agriculture-sector-in-the-current-climate/> [Accessed as of 1 June 2023].
- ⁵³ Walsh, T. (1 April 2022) 'Investment insights: How will the Ukraine conflict impact MEA food imports', Refinitiv, Available from: <https://www.refinitiv.com/perspectives/market-insights/how-will-the-ukraine-conflict-impact-mea-food-imports/> [Accessed as of 1 June 2023].

- ⁵⁴ Jacobo, J. and Zahn, M. (24 February 2023) '1 year later: How the war in Ukraine is affecting food supplies, prices around the world', ABC News, Available from: <https://abcnews.go.com/International/1-year-war-ukraine-affecting-food-supplies-prices/story?id=97320422>
- ⁵⁵ UN (22 May 2023) 'Horn of Africa: Over 7 million children under the age of 5 remain malnourished', Available from: <https://news.un.org/en/story/2023/05/1136927> [Accessed as of 6 June 2023].
- ⁵⁶ World Food Programme (WFP) Implications of Ukraine conflict on food access and availability in the eastern Africa region, Available from: <https://reliefweb.int/report/burundi/implications-ukraine-conflict-food-access-and-availability-eastern-africa-region> p2.
- ⁵⁷ [Jacobo, J. and Zahn, M. \(24 February 2023\).](#)
- ⁵⁸ [Ibid.](#)
- ⁵⁹ [FSIN and GNAFC \(2023\)](#) p9.
- ⁶⁰ [Ibid.](#)
- ⁶¹ [Ibid.](#)
- ⁶² [Ibid](#) p7.
- ⁶³ FAO and WFP (2022) Hunger hotspots: FAO-WFP early warnings on acute food insecurity, October 2022 to January 2023 outlook, Available from: <https://www.wfp.org/publications/hunger-hotspots-fao-wfp-early-warnings-acute-food-insecurity-october-2022-january-2023> p1.
- ⁶⁴ [FSIN and GNAFC \(2023\)](#) p9.
- ⁶⁵ [OCHA \(1 December 2022\).](#)
- ⁶⁶ As of 31 May 2023 378,315 people have fled to neighbouring countries. Operational Data Portal (n.d.) 'Sudan situation,' UNHCR, Available from: <https://data.unhcr.org/en/situations/sudansituation> [Accessed as of 1 June 2023].
- ⁶⁷ As of 21 May 2023. International Organization for Migration (IOM) (23 May 2023) Sudan: Escalating conflict situation update, Available from: <https://reliefweb.int/report/sudan/sudan-escalating-conflict-situation-update-23-may-2023> pp3–4.
- ⁶⁸ Based on IPC analyses, prevalence of insufficient food consumption, and population statistics. WVI (2023) 'Global hunger crisis analysis,' unpublished.
- ⁶⁹ [FSIN and GNAFC \(2023\)](#) p17.
- ⁷⁰ UN (4 April 2023) 'Humanitarians launch \$877 million plan for Burkina Faso', Available from: <https://news.un.org/en/story/2023/04/1135352> [Accessed as of 5 June 2023].
- ⁷¹ [FSIN and GNAFC \(2023\)](#) p7.
- ⁷² Taylor, B. E. (25 July 2022) 'Humanitarian crisis deepens in Burkina Faso', UNICEF, Available from: <https://www.unicef.org/burkinafaso/en/stories/humanitarian-crisis-deepens-burkina-faso#:~:text=The%20violence%20has%20forced%20large,half%20of%20them%20are%20children> [Accessed as of 5 June 2023].
- ⁷³ Hassan, T. (n.d.) 'Burkina Faso: Events of 2022', Human Rights Watch, Available from: <https://www.hrw.org/world-report/2023/country-chapters/burkina-faso> [Accessed as of 5 June 2023].
- ⁷⁴ [FSIN and GNAFC \(2023\)](#) p10.
- ⁷⁵ Fultang, L. (27 September 2023) 'Niger's accelerating climate crisis', OCHA, Available from: <https://www.unocha.org/story/niger%E2%80%99s-accelerating-climate-crisis> [Accessed as of 6 June 2023].
- ⁷⁶ A semi-arid region located in northwest and northcentral Africa including northern Senegal, southern Mauritania, parts of Mali, Burkina Faso, southern Niger, north-eastern Nigeria, southcentral Chad, and parts of Sudan. Encyclopaedia Britannica (16 May 2023) "Sahel: region, Africa", Available from: <https://www.britannica.com/place/Sahel> [Accessed as of 30 May 2023].
- ⁷⁷ OCHA (22 February 2022) 'When the river breaks: Facing the climate crisis in Niger', Available from: <https://www.unocha.org/story/when-river-breaks-facing-climate-crisis-niger#:~:text=Temperatures%20in%20the%20Sahel%20are,people%20need%20urgent%20humanitarian%20assistance.> [Accessed as of 6 June 2023].
- ⁷⁸ [Ibid.](#)
- ⁷⁹ Agence France-Presse (AFP) (06 October 2022) 'Nearly 200 dead in Niger floods', Available from: <https://www.france24.com/en/live-news/20221006-nearly-200-dead-in-niger-floods> [Accessed as of 6 June 2023].
- ⁸⁰ UNHCR (1 December 2022) Americas: Fact sheet, Available from: <https://reporting.unhcr.org/document/3829> p2.
- ⁸¹ Norwegian Refugee Council (24 April 2023) 'Millions in North Central America engulfed by war-like levels of violence', Available from: [https://www.nrc.no/news/2023/april/millions-in-north-central-america-engulfed-by-war-like-levels-of-violence/#:~:text=Almost%20one%20in%20three%20people,Norwegian%20Refugee%20Council%20\(NRC\)](https://www.nrc.no/news/2023/april/millions-in-north-central-america-engulfed-by-war-like-levels-of-violence/#:~:text=Almost%20one%20in%20three%20people,Norwegian%20Refugee%20Council%20(NRC)) [Accessed as of 6 June 2023].
- ⁸² [FTS \(n.d.-a\).](#)
- ⁸³ [Ibid.](#)
- ⁸⁴ Agencia EFE (26 December 2022) '2022 a violent year for women in Honduras with almost 300 deaths', Available from: https://www.swissinfo.ch/spa/honduras-violencia-machista_2022-un-a%C3%B1o-violento-para-las-mujeres-en-honduras-con-casi-300-muertes/48162532 [Accessed as of 6 June 2023].
- ⁸⁵ OCHA (30 November 2022-a) 'Section 2: Response plans – Latin America and the Caribbean', Available from: <https://humanitarianaction.info/article/latin-america-and-caribbean-0> [Accessed as of 6 June 2023].

- ⁸⁶ Office for the High Commissioner for Human Rights (OHCHR) (3 March 2023) 'Oral update by the ASG on the situation of human rights in Nicaragua', Available from: <https://www.ohchr.org/en/statements/2023/03/oral-update-asg-situation-human-rights-nicaragua> [Accessed as of 6 June 2023].
- ⁸⁷ OCHA (30 November 2022-b) 'Section 2: Response plans – El Salvador', Available from: <https://humanitarianaction.info/article/el-salvador-0> [Accessed as of 6 June 2023].
- ⁸⁸ UNHCR (1 December 2022) p2.
- ⁸⁹ IOM (17 January 2023) 'Number of migrants who embarked on the dangerous Darien Gap route nearly doubled in 2022', Available from: <https://www.iom.int/news/number-migrants-who-embarked-dangerous-darien-gap-route-nearly-doubled-2022#:~:text=Geneva%20%E2%80%93%20The%20number%20of%20migrants,to%20some%20133%2C000%20in%202021> [Accessed as of 6 June 2023].
- ⁹⁰ *Ibid* p2.
- ⁹¹ Loy, I. and Alexander, J. (1 December 2022) 'Key takeaways from the UN's record-breaking tally for 2023 humanitarian needs', Available from: <https://www.thenewhumanitarian.org/news/2022/12/01/financing-appeals-OCHA-global-humanitarian-overview> [Accessed as of 6 June 2023].
- ⁹² 523 households
- ⁹³ Based on a food price survey conducted between 2 August and 17 September 2022, collecting the local prices of 10 common food items. See: WVI (October 2022) Price shocks: Rising food prices threaten the lives of hundreds of thousands of people, Available from: <https://www.wvi.org/publications/emergencies/price-shocks-rising-food-prices-threaten-lives-thousands-children> p11.
- ⁹⁴ *Ibid* p11.
- ⁹⁵ 2.8 times as likely (p<0.1, marginal significance)
- ⁹⁶ p<0.1, marginal significance
- ⁹⁷ p<0.05
- ⁹⁸ Based on items in a typical essential basket of goods for an average-sized household
- ⁹⁹ 4.9 times as likely (p<0.01)
- ¹⁰⁰ p<0.05
- ¹⁰¹ out of the 523 households that reported decreased income in 18 countries
- ¹⁰² Percentages adjusted for changes in survey methodology.
- ¹⁰³ WVI (20 May 2021) Breaking the chain: Empowering girls and communities to end child marriages during COVID-19 and beyond, Available from: <https://www.wvi.org/publications/report/it-takes-world/end-child-marriage/breaking-chain-empowering-girls-and-communities-end-child>
- ¹⁰⁴ Human Rights Watch (12 February 2014) 'Central African Republic: Muslims forced to flee', Available from: <https://www.hrw.org/news/2014/02/12/central-african-republic-muslims-forced-flee> [Accessed as of 7 June 2023].
- ¹⁰⁵ compared to 1.6 in 2022 and 1.2 in 2021
- ¹⁰⁶ OCHA (28 February 2023) Ethiopia: Humanitarian response plan 2023, Available from: [https://reliefweb.int/report/ethiopia/ethiopia-humanitarian-response-plan-2023-february-2023#:~:text=The%202023%20Ethiopia%20Humanitarian%20Response,internally%20displaced%20people%20\(IDPs\)](https://reliefweb.int/report/ethiopia/ethiopia-humanitarian-response-plan-2023-february-2023#:~:text=The%202023%20Ethiopia%20Humanitarian%20Response,internally%20displaced%20people%20(IDPs)) p5,8.
- ¹⁰⁷ World Vision (May 2023) Northern Ethiopia Crisis Response, Sit Rep #36. Available from: <https://www.wvi.org/sites/default/files/2023-06/NECR%20Sitrep%20May%202023.pdf> [Accessed as of 7 June 2023].
- ¹⁰⁸ UN (16 February 2023) '78 million children don't go to school at all, warns UN chief in call for action', UN News, Available from: <https://news.un.org/en/story/2023/02/1133567> [Accessed as of 6 June 2023].
- ¹⁰⁹ UNICEF and iDMC (July 2019) Equitable access to quality education for internally displaced children, Available from: <https://www.unicef.org/media/56196/file/Equitable%20access%20to%20quality%20education%20for%20internally%20displaced%20children.pdf>
- ¹¹⁰ UN (15 April 2020) Policy brief: The impact of COVID-19 on children. Available from: https://unsdg.un.org/sites/default/files/2020-04/160420_Covid_Children_Policy_Brief.pdf
- ¹¹¹ <US\$1.97 per day
- ¹¹² >20% anemia and stunting
- ¹¹³ Drake L.J. et al. (2020) 'Establishing global school feeding program targets: How many poor children globally should be prioritized, and what would be the cost of implementation?', *Frontiers of Public Health*, 8:530176. Available from: <https://www.frontiersin.org/articles/10.3389/fpubh.2020.530176/full>
- ¹¹⁴ UNICEF Canada (n.d.) 'Child development & education', Available from: <https://www.unicef.ca/en/discover/education#:~:text=Educational%20is%20a%20powerful%20tool,earnings%20by%2010%20per%20cent> [Accessed as of 6 June 2023].
- ¹¹⁵ Gaythorpe, K. et al. (2021) 'Impact of COVID-19-related disruptions to measles, meningococcal A, and yellow fever vaccination in 10 countries', *eLife* (24 June) Available from: <https://elifesciences.org/articles/67023>
- ¹¹⁶ Hassan, T. (n.d.).
- ¹¹⁷ Batha, E. (6 April 2022) 'Ugandan children drop out of school as fees soar post-COVID', Available from: <https://news.trust.org/item/20220405155457-5b8pz/> [Accessed as of 7 June 2023].

¹¹⁸ Musinguzi, M. et al. (2022) 'Prevalence and correlates of teenage pregnancy among in-school teenagers during the COVID-19 pandemic in Hoima district western Uganda: A cross-sectional community-based study', PloS one, 17(12), e0278772 Available from: <https://doi.org/10.1371/journal.pone.0278772>

¹¹⁹ According to World Vision programme data (unpublished), rations were cut from the recommended amount of from the recommended amount of 16.8 kilogrammes (kgs) to 11.55kgs (approximately 70%) between January and September 2022. Starting in October 2022, rations have dropped even further to just 6.195kgs (37% of the recommended ration amount).

¹²⁰ Based on a food price survey conducted between 2 August and 17 September 2022, collecting the local prices of 10 common food items. See: [WVI \(October 2022\)](#) p11.

¹²¹ $p < 0.01$

¹²² On average, 50% of respondents reported a lack of access to the following services: safe shelter (51%), emergency food items (45%), case management (54%).

¹²³ from 137 households

¹²⁴ $p < 0.05$

¹²⁵ 1.7 times as likely ($p < 0.1$, marginal significance)

¹²⁶ Respondents were only specifically asked about child marriage as a negative coping mechanism or about general concerns for issues affecting children. For the purposes of this section, child marriages are those that families mentioned as a response to decreased income, and so potentially exclude cases where child marriages have helped families maintain their income, such as in countries where bride prices are the norm.

¹²⁷ Reuters (13 April 2022) 'Outlook for Afghan economy "dire" as household incomes shrink – World Bank', Available from: <https://www.reuters.com/world/asia-pacific/outlook-afghan-economy-dire-household-incomes-shrink-world-bank-2022-04-13/> [Accessed as of 7 June 2023].

¹²⁸ For more information about the Global Compact on Refugees, see: <https://www.unhcr.org/5c658aed4.pdf>

¹²⁹ For more information on critical considerations for developing child-sensitive national and local child-sensitive strategies for durable solutions, see a recent checklist prepared by UNICEF, World Vision International, Plan International and Save the Children, https://www.wvi.org/sites/default/files/2023-05/Durable-solutions-checklist_final.pdf

¹³⁰ For more information, see the Alliance for Child Protection in Humanitarian Action's strategy for 2021 - 2025, "A Clarion Call: The Centrality of Children and their Protection within Humanitarian Action," issued in October 2021 and available from: <https://alliancecpha.org/en/child-protection-online-library/alliance-strategy-2021-2025-clarion-call-centrality-children>

¹³¹ The Alliance for Child Protection in Humanitarian Action (CPHA) (15 April 2020) '2019 edition of the minimum standards for child protection in humanitarian action', Available from: https://alliancecpha.org/en/CPMS_home

¹³² Inter-Agency Network for Education in Emergencies (INEE), 'INEE Minimum Standards,' Available from: <https://inee.org/minimum-standards>

¹³³ For more information about the Core Commitments for Children in Humanitarian Action see: https://alliancecpha.org/en/CPMS_home; <https://www.unicef.org/media/59736/file/Core-commitments-for-children.pdf>

¹³⁴ This survey requested 'type of location' with the options of rural, semi-urban, urban, and other (in 2022 and 2021, 'semi-urban' was classified as 'peri-urban'). The 'other' category is not listed here, but where the categories listed total less than 100%, the remainder is understood to be 'other' responses.

¹³⁵ This survey requested 'type of living situation' with the options of slum, IDP/refugee camp, and other (in 2022 and 2021, 'low-income neighbourhood' was included as an additional category, but this was named only as 'other' in 2023's survey). The 'other' category is not listed here, but where the categories listed total less than 100%, the remainder is understood to be 'other' responses.



www.wvi.org

World Vision is a Christian relief, development and advocacy organisation dedicated to working with children, families, and their communities to reach their full potential by tackling the root causes of poverty and injustice. World Vision serves all people, regardless of religion, race, ethnicity, or gender.